

## Socrato's ACT Diagnostic for Improving Student2

### Big Picture — Your Scores, Practice History, and Trends

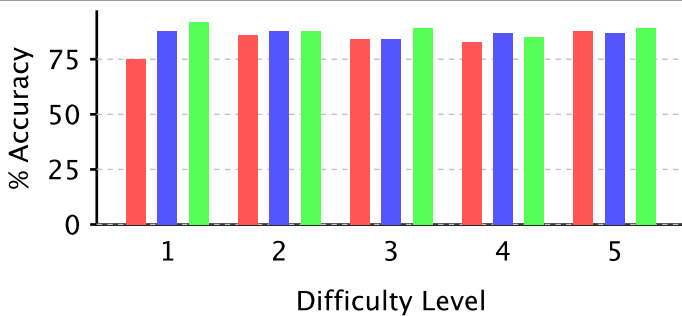
#### Performance Summary

	Essay	Math	Reading	English	Science	Composite
2009-12-25	5	29	35	28	28	30
Points to Perfect	7	7	1	8	8	6
Total Points	12	36	36	36	36	36

#### Practice Summary

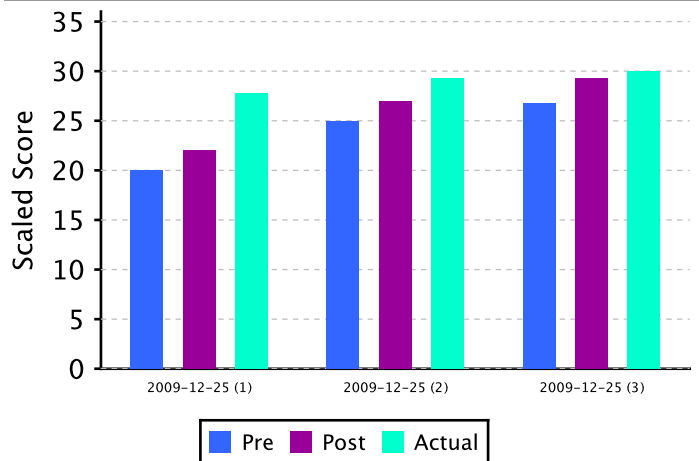
		Essay	Math	Reading	English	Science	Composite
2009-12-25	The Real ACT Prep Guide Test#1 -	4	31	26	29	25	27
	The Real ACT Prep Guide Test#2 -	5	28	35	26	28	29
	The Real ACT Prep Guide Test#3 -	5	29	35	28	28	30
Best		5	31	35	29	28	

#### Performance By Difficulty



<span style="color: red;">■</span>	2009-12-25 - The Real ACT Prep Guide Test#1
<span style="color: blue;">■</span>	2009-12-25 - The Real ACT Prep Guide Test#2
<span style="color: green;">■</span>	2009-12-25 - The Real ACT Prep Guide Test#3

#### Confidence History



#### Notes

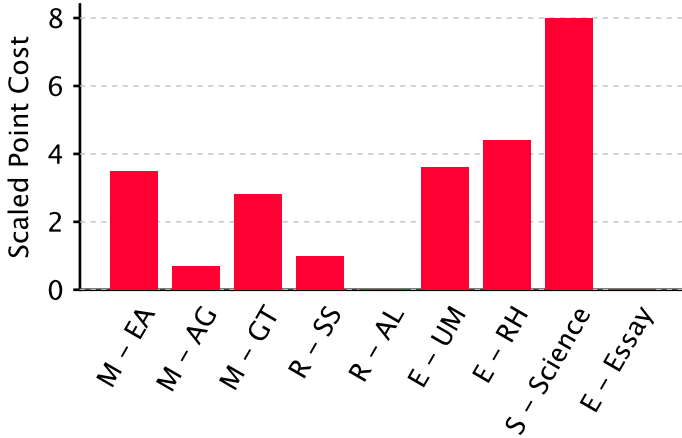
**General** This is good progress. Good luck with the actual test you have improved a lot.

#### Abbreviations you may find in this report

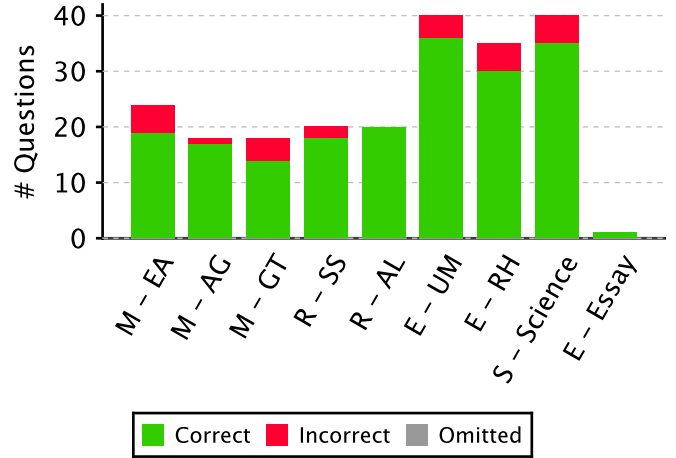
AG	Inter. Alg./Coord. Geometry (AG)	AL	Arts/Literature (AL)
E	English	EA	Pre-Algebra/Elem. Algebra (EA)
Essay	Written Essay	GT	Plane Geometry/Trigonometry (GT)
M	Math	R	Reading
RH	Rhetorical Skills (RH)	S	Science
Science	Science	SS	Social Studies/Sciences (SS)
UM	Usage/Mechanics (UM)		

Current Test Analysis — Real ACT Prep Guide Test

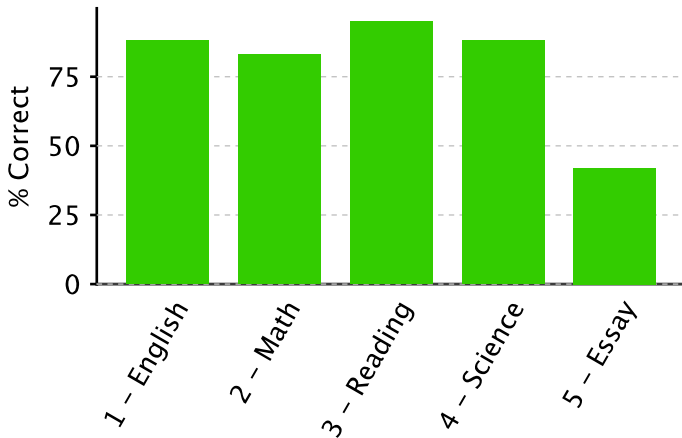
Point Cost By Question Type



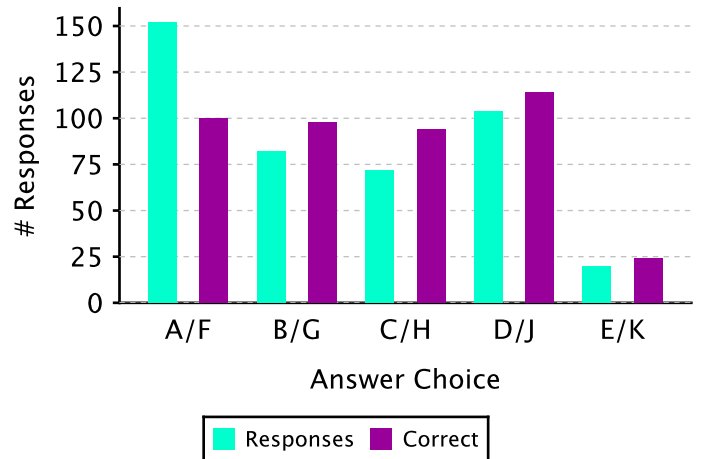
Performance By Question Type



Performance By Section



Answer Distribution



Subject Area & Question Type Analysis

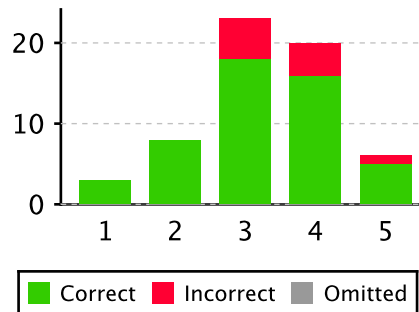
Question Type	Correct	Wrong	Omit	Total	%Correct	Scaled Score	Approx. Percentile	Point Cost
<b>Math</b>	<b>50</b>	<b>10</b>	<b>0</b>	<b>60</b>	<b>83%</b>	<b>29</b>	<b>94</b>	<b>7</b>
Pre-Algebra/Elem. Algebra (EA)	19	5	0	24	79%			3.5
Inter. Alg./Coord. Geometry (AG)	17	1	0	18	94%			0.7
Plane Geometry/Trigonometry	14	4	0	18	78%			2.8
<b>Reading</b>	<b>38</b>	<b>2</b>	<b>0</b>	<b>40</b>	<b>95%</b>	<b>35</b>	<b>99</b>	<b>1</b>
Social Studies/Sciences (SS)	18	2	0	20	90%			1.0
Arts/Literature (AL)	20	0	0	20	100%			0.0
<b>English</b>	<b>66</b>	<b>9</b>	<b>0</b>	<b>75</b>	<b>88%</b>	<b>28</b>	<b>89</b>	<b>8</b>
Usage/Mechanics (UM)	36	4	0	40	90%			3.6
Rhetorical Skills (RH)	30	5	0	35	86%			4.4
<b>Science</b>	<b>35</b>	<b>5</b>	<b>0</b>	<b>40</b>	<b>88%</b>	<b>28</b>	<b>94</b>	<b>8</b>
Science	35	5	0	40	88%			8.0

## Section Summary — Math

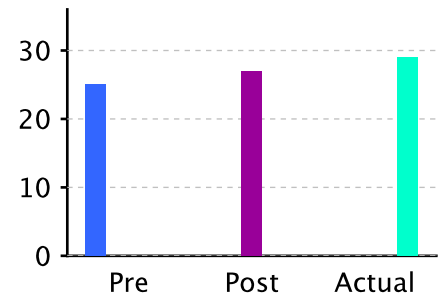
### Summary

Your Score:	29
Percentile:	94
Correct:	50
Incorrect:	10
Omitted:	0
Raw Points:	50.0
% Correct:	83%

### By Difficulty



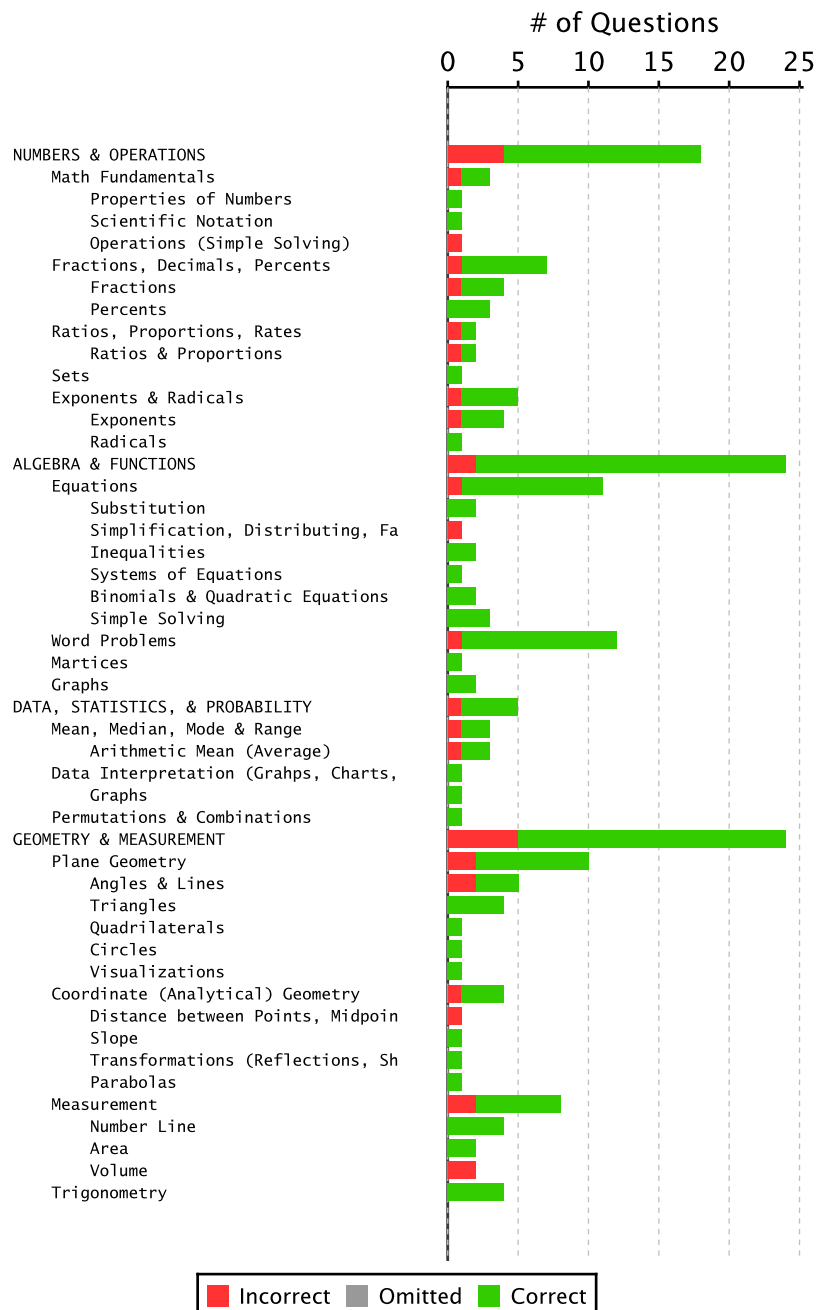
### Confidence



### Responses

Question	Correct Answer	Response	Difficulty	Category	
<b>2 - Math</b>					
1	E	+	1	EA	Arithmetic Mean (Average)
2	H	+	1	EA	Substitution
3	D	+	2	EA	Word Problems
4	H	+	2	GT	Triangles
5	E	+	3	GT	Sets
6	F	+	3	EA	Word Problems
7	D	+	2	EA	Simple Solving
8	H	+	2	GT	Angles & Lines
9	B	A	3	EA	Fractions
10	H	F	4	EA	Simplification, Distributing, Factoring,
11	D	A	3	EA	Word Problems, Arithmetic Mean (Average)
12	K	F	3	EA	Exponents
13	D	+	4	EA	Word Problems, Permutations & Combinations
14	K	+	3	EA	Exponents, Word Problems
15	B	+	4	AG	Number Line
16	G	+	3	EA	Fractions, Simple Solving
17	A	+	2	AG	Systems of Equations, Graphs
18	K	+	3	AG	Exponents
19	D	+	3	AG	Transformations (Reflections, Shifts, Stretches)
20	F	+	3	EA	Binomials & Quadratic Equations
21	E	+	3	AG	Visualizations, Number Line
22	J	+	3	AG	Martices
23	C	+	4	EA	Fractions, Word Problems
24	G	+	4	AG	Word Problems
25	D	+	4	EA	Word Problems
26	G	+	2	EA	Fractions
27	B	+	4	AG	Properties of Numbers
28	J	+	4	AG	Slope
29	B	+	3	AG	Trigonometry
30	H	+	3	GT	Angles & Lines, Triangles
31	E	+	3	AG	Exponents
32	K	+	3	GT	Number Line
33	A	+	4	AG	Inequalities
34	G	+	4	EA	Substitution, Word Problems
35	A	+	5	GT	Angles & Lines
36	K	+	4	AG	Radicals, Inequalities
37	C	A	4	GT	Angles & Lines
38	H	F	3	AG	Distance between Points, Midpoint
39	C	A	3	GT	Volume
40	K	F	4	EA	Operations (Simple Solving)
41	B	+	3	GT	Triangles
42	J	+	4	GT	Triangles, Quadrilaterals, Area
43	D	+	5	GT	Percents
44	K	+	2	EA	Scientific Notation
45	B	+	3	GT	Word Problems, Area
46	F	+	1	GT	Trigonometry
47	E	+	4	AG	Graphs
48	G	+	4	AG	Graphs
49	D	+	2	GT	Trigonometry
50	F	+	3	AG	Parabolas
51	A	+	4	GT	Percents, Circles
52	H	+	3	EA	Ratios & Proportions
53	B	+	3	GT	Trigonometry
54	F	+	5	AG	Number Line
55	A	+	4	EA	Binomials & Quadratic Equations
56	F	+	5	EA	Simple Solving
57	D	A	5	GT	Ratios & Proportions, Volume
58	H	F	4	GT	Angles & Lines
59	B	+	4	EA	Word Problems, Arithmetic Mean (Average)
60	J	+	5	EA	Percents, Word Problems

### Performance By Topic

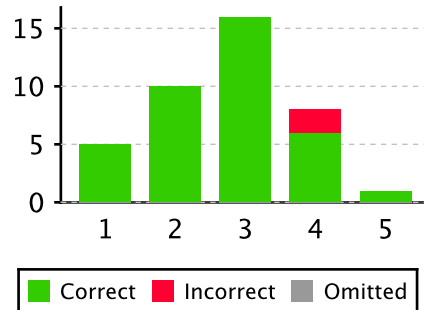


Section Summary — Reading

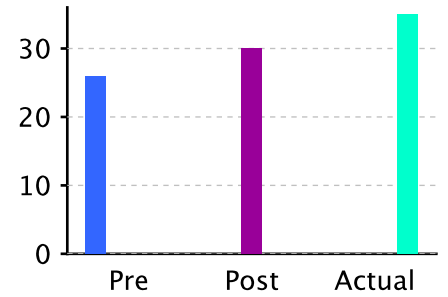
Summary

Your Score: 35  
 Percentile: 99  
 Correct: 38  
 Incorrect: 2  
 Omitted: 0  
 Raw Points: 38.0  
 % Correct: 95%

By Difficulty



Confidence



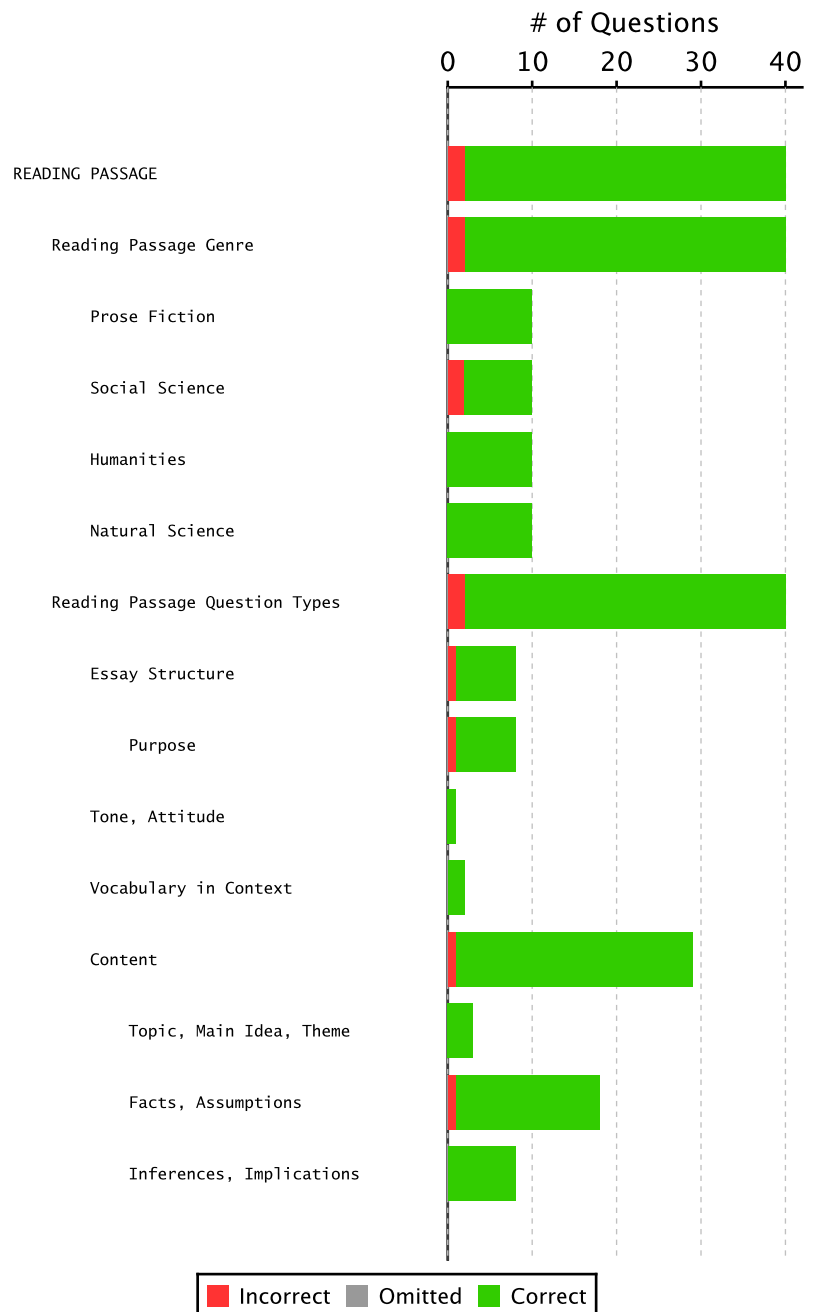
Responses

Question Correct Answer Response Difficulty Category

3 - Reading

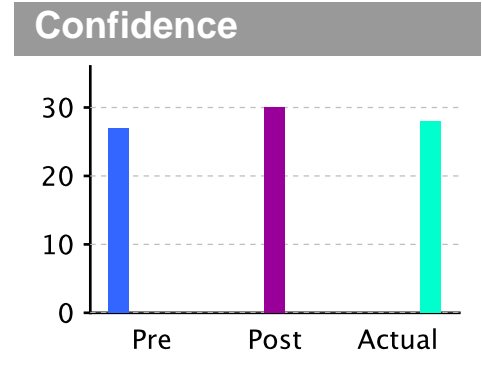
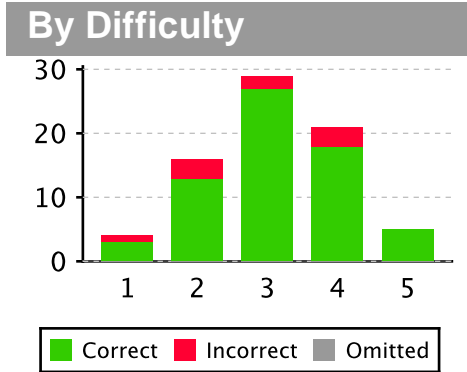
1	C	+	2	AL	Prose Fiction, Facts, Assumptions
2	J	+	3	AL	Prose Fiction, Topic, Main Idea, Theme
3	A	+	3	AL	Prose Fiction, Facts, Assumptions
4	F	+	1	AL	Prose Fiction, Inferences, Implications
5	B	+	1	AL	Prose Fiction, Facts, Assumptions
6	G	+	3	AL	Prose Fiction, Facts, Assumptions
7	D	+	4	AL	Prose Fiction, Vocabulary in Context
8	H	+	4	AL	Prose Fiction, Purpose
9	B	+	3	AL	Prose Fiction, Facts, Assumptions
10	H	+	5	AL	Prose Fiction, Facts, Assumptions
11	B	+	1	SS	Social Science, Facts, Assumptions
12	J	+	2	SS	Social Science, Inferences, Implications
13	A	+	2	SS	Social Science, Purpose
14	F	+	3	SS	Social Science, Inferences, Implications
15	C	A	4	SS	Social Science, Facts, Assumptions
16	G	F	4	SS	Social Science, Purpose
17	D	+	3	SS	Social Science, Facts, Assumptions
18	J	+	3	SS	Social Science, Facts, Assumptions
19	A	+	3	SS	Social Science, Inferences, Implications
20	H	+	2	SS	Social Science, Facts, Assumptions
21	A	+	1	AL	Humanities, Tone, Attitude
22	J	+	2	AL	Humanities, Purpose
23	D	+	2	AL	Humanities, Purpose
24	J	+	3	AL	Humanities, Facts, Assumptions
25	C	+	4	AL	Humanities, Inferences, Implications
26	H	+	4	AL	Humanities, Inferences, Implications
27	B	+	3	AL	Humanities, Inferences, Implications
28	H	+	3	AL	Humanities, Facts, Assumptions
29	D	+	3	AL	Humanities, Facts, Assumptions
30	F	+	2	AL	Humanities, Purpose
31	D	+	1	SS	Natural Science, Topic, Main Idea, Theme
32	H	+	2	SS	Natural Science, Purpose
33	A	+	2	SS	Natural Science, Facts, Assumptions
34	H	+	3	SS	Natural Science, Inferences, Implications
35	A	+	4	SS	Natural Science, Purpose
36	F	+	4	SS	Natural Science, Topic, Main Idea, Theme
37	C	+	3	SS	Natural Science, Facts, Assumptions
38	G	+	3	SS	Natural Science, Facts, Assumptions
39	D	+	3	SS	Natural Science, Vocabulary in Context
40	G	+	2	SS	Natural Science, Facts, Assumptions

Performance By Topic



## Section Summary — English

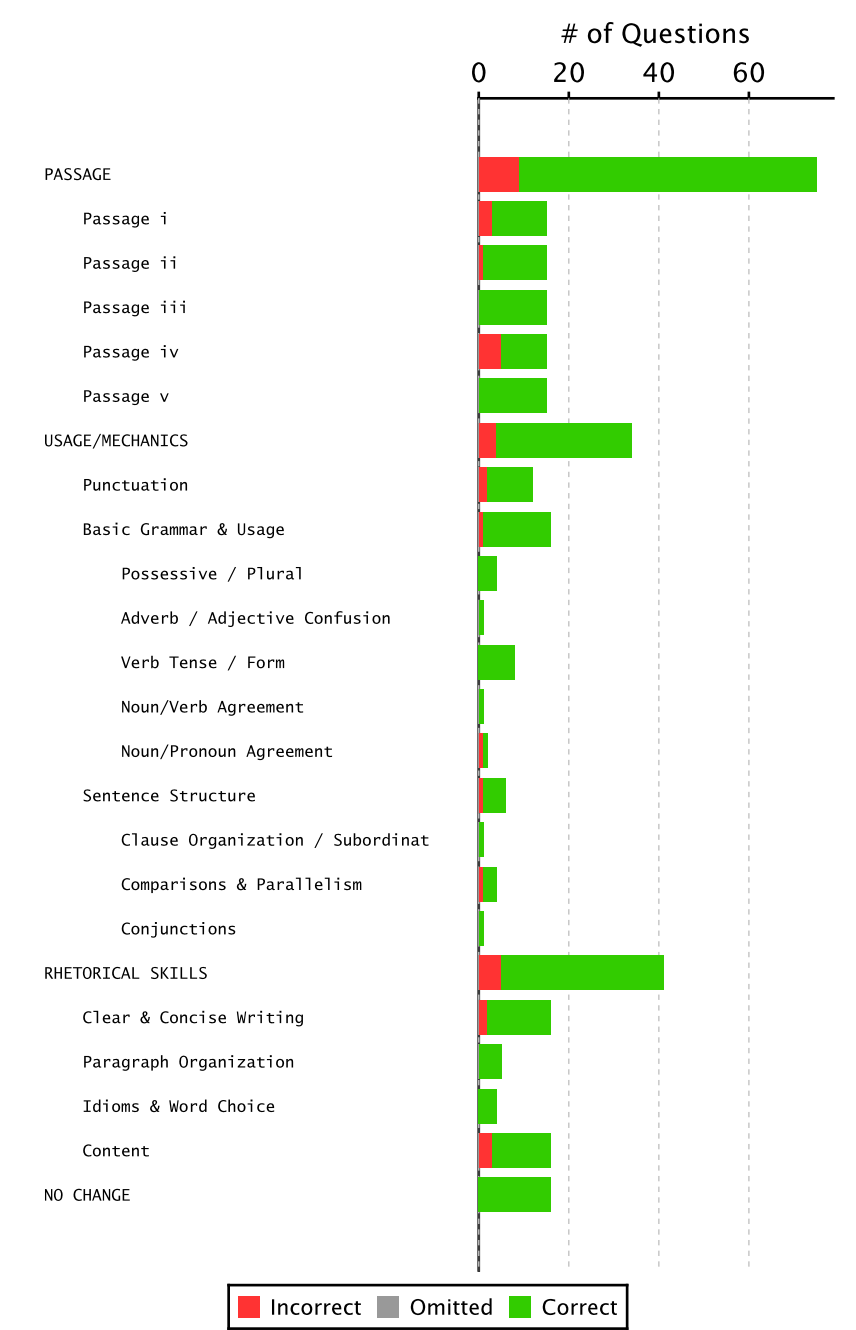
Summary	
Your Score:	<b>28</b>
Percentile:	<b>89</b>
Correct:	66
Incorrect:	9
Omitted:	0
Raw Points:	66.0
% Correct:	88%



### Responses

Question	Correct Answer	Response	Difficulty	Category
<b>1 - English</b>				
1	B	A	1	RH
2	H	+	2	UM
3	A	+	2	UM
4	F	+	3	RH
5	C	A	4	UM
6	H	F	4	RH
7	D	+	3	RH
8	F	+	3	UM
9	D	+	3	RH
10	J	+	2	UM
11	B	+	3	RH
12	J	+	4	UM
13	A	+	3	UM
14	J	+	3	RH
15	D	+	5	RH
16	H	+	3	RH
17	A	+	1	RH
18	H	+	2	UM
19	A	+	4	UM
20	H	+	3	RH
21	A	+	4	UM
22	G	+	2	UM
23	D	A	3	RH
24	F	+	4	UM
25	D	+	4	RH
26	J	+	3	UM
27	B	+	2	UM
28	J	+	3	UM
29	A	+	4	UM
30	G	+	5	RH
31	D	+	2	UM
32	F	+	4	RH
33	A	+	2	RH
34	G	+	3	RH
35	C	+	3	UM
36	J	+	4	UM
37	D	+	1	UM
38	G	+	4	RH
39	D	+	2	RH
40	F	+	5	UM
41	D	+	1	RH
42	F	+	3	UM
43	C	+	3	RH
44	J	+	2	UM
45	C	+	4	UM
46	J	+	2	UM
47	C	A	2	RH
48	F	+	3	RH
49	B	A	4	RH
50	G	F	2	UM
51	B	A	3	UM
52	H	+	3	UM
53	B	A	2	UM
54	J	+	4	UM
55	C	+	3	RH
56	G	+	3	RH
57	C	+	3	RH
58	H	+	3	UM
59	D	+	4	RH
60	F	+	5	RH
61	C	+	2	UM
62	G	+	3	UM
63	A	+	4	UM
64	G	+	4	UM
65	A	+	3	RH
66	G	+	4	RH
67	D	+	3	RH
68	G	+	3	UM
69	A	+	2	RH
70	J	+	3	UM
71	A	+	5	UM
72	J	+	4	UM
73	C	+	4	RH
74	F	+	3	UM
75	B	+	4	RH

### Performance By Topic

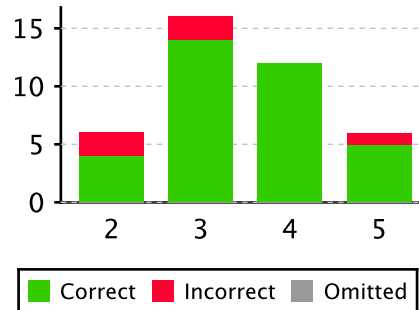


Section Summary — Science

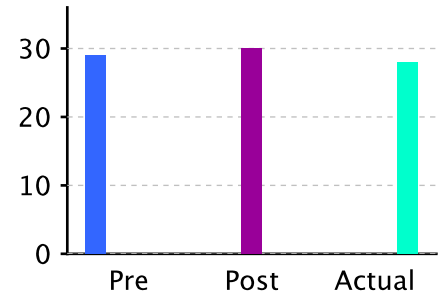
Summary

Your Score: 28  
 Percentile: 94  
 Correct: 35  
 Incorrect: 5  
 Omitted: 0  
 Raw Points: 35.0  
 % Correct: 88%

By Difficulty



Confidence



Responses

Question	Correct Answer	Response	Difficulty	Category
<b>4 - Science</b>				
1	D	+	2	Science
2	F	+	2	Science
3	B	+	3	Science
4	H	+	3	Science
5	D	+	4	Science
6	J	+	3	Science
7	D	+	3	Science
8	F	+	3	Science
9	A	+	4	Science
10	H	F	5	Science
11	C	+	4	Science
12	J	F	3	Science
13	A	+	3	Science
14	J	+	4	Science
15	B	+	4	Science
16	H	+	5	Science
17	C	+	2	Science
18	G	+	2	Science
19	B	+	3	Science
20	J	+	4	Science
21	A	+	4	Science
22	G	+	5	Science
23	B	+	3	Science
24	F	+	3	Science
25	C	+	3	Science
26	G	+	3	Science
27	D	+	4	Science
28	G	+	5	Science
29	C	+	5	Science
30	H	+	3	Science
31	A	+	3	Science
32	J	+	4	Science
33	D	+	3	Science
34	G	+	4	Science
35	A	+	4	Science
36	J	F	2	Science
37	C	A	2	Science
38	G	F	3	Science
39	A	+	4	Science
40	G	+	5	Science

Performance By Topic

