

Name	Demonstration Student
Test	SAT Form #3
Date	2020-02-03

SAT Diagnostic Report

Big Picture — Your Scores, Practice History, and Trends

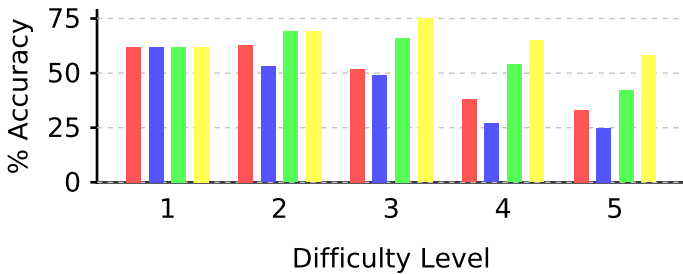
Performance Summary

	Reading	Writing & Language	Math	Essay Reading	Essay Writing	Essay Analysis	Total	Math	EBRW	ACT Equivalent
	10-40	10-40	10-40	2-8	2-8	2-8	400-1600	200-800	200-800	(1 - 36)
2020-02-03	29	27	35	4	7	7	1260	700	560	27*
Points to Improve	11	13	5	4	1	1	340	100	240	*Source: 2018 ACT/SAT concordance

Practice Summary

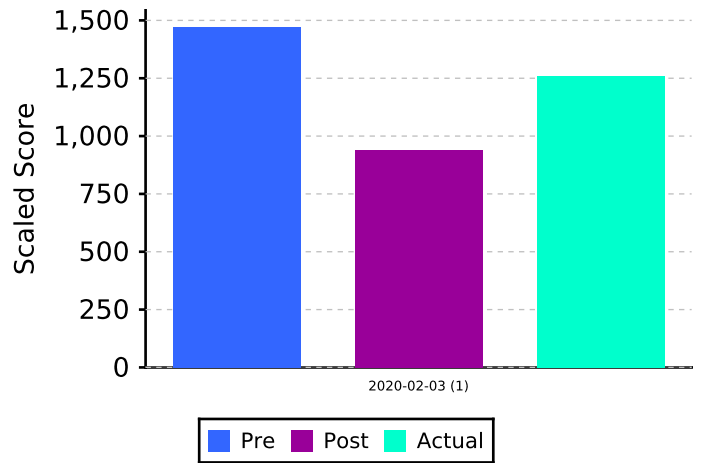
		Reading	Writing & Language	Math	Essay Reading	Essay Writing	Essay Analysis	Total	EBRW	Math
		10-40	10-40	10-40	2-8	2-8	2-8	400-1600	200-800	200-800
2019-01-25	SAT Form #3 - SAT Practice Test 1	25	24	31	4	7	6	1110	490	620
2019-01-28	SAT Form #3 - SAT Practice Test 2	24	24	28	4	5	6	1040	480	560
2020-02-01	SAT Form #3 - SAT Practice Test 3	28	25	34	4	7	7	1210	530	680
2020-02-03	SAT Form #3 - SAT Practice Test 4	29	27	35	4	7	7	1260	560	700
Best		29	27	35	4	7	7	1260	560	700

Performance By Difficulty



2019-01-25 - CollegeBoard rSAT (2016) Sample Test #3 NR
2019-01-28 - CollegeBoard rSAT (2016) Sample Test #3 NR
2020-02-01 - CollegeBoard rSAT (2016) Sample Test #3 NR
2020-02-03 - CollegeBoard rSAT (2016) Sample Test #3 NR

Confidence History



Notes

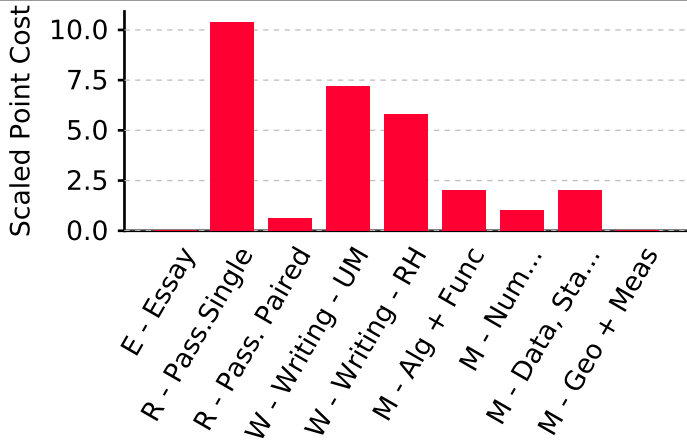
Abbreviations you may find in this report

M	M - Math Calculator	M - Multi.	Math - Multiple choice
M - Grid In	Math - Grid In Student Produced Response	Math N	Math N - Math No Calculator
R	R - Reading	R - Pass.	Reading - Passage Single
R - Pass.	Reading - Passage - Paired	W	W - Writing
W - W	W - W Writing Writing	W - R	W - R Writing Rhetorical
Writi	Writi - Writing		

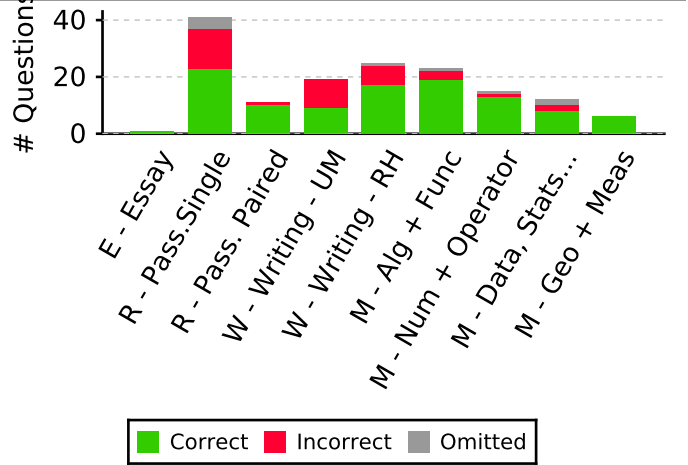
Name	Demonstration Student
Test	SAT Form #3
Date	2020-02-03

Current Test Analysis — rSAT (2016) CollegeBoard Sample Test #3 NR

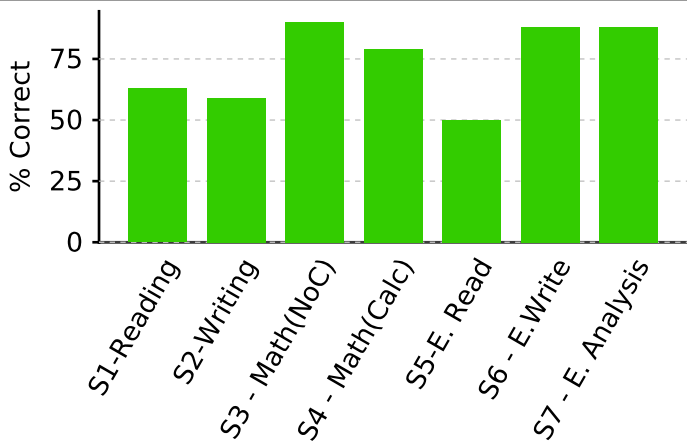
Point Cost By Question Type



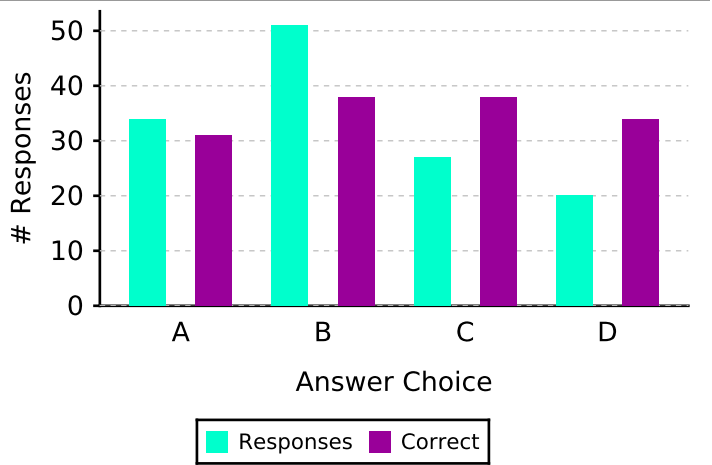
Performance By Question Type



Performance By Section



Answer Distribution



Name	Demonstration Student
Test	SAT Form #3
Date	2020-02-03

Current Test Analysis — rSAT (2016) CollegeBoard Sample Test #3 NR

Subject Area & Question Type Analysis

Question Type	Correct	Wrong	Omit	Total	Raw	% Correct	% Raw	Point Cost
Math	2	0	0	2	2.0	100%	100%	5
Algebra & Functions	2	0	0	2	2.0	100%	100%	0.0
Reading	33	15	4	52	33.0	63%	63%	11
Reading Passage – Single	23	14	4	41	23.0	56%	56%	10.4
Reading Passage – Paired	10	1	0	11	10.0	91%	91%	0.6
Writing & Language	26	17	1	44	26.0	59%	59%	13
Usage/Mechanics	9	10	0	19	9.0	47%	47%	7.2
Rhetorical Skills	17	7	1	25	17.0	68%	68%	5.8
Essay Reading	1	0	0	1	4.0			
Essay	1	0	0	1	4.0	50%	50%	
Essay Analysis	1	0	0	1	7.0			
Essay	1	0	0	1	7.0	88%	88%	
Essay Writing	1	0	0	1	7.0			
Essay	1	0	0	1	7.0	88%	88%	
Math	46	6	4	56	46.0	82%	82%	5
Math - Algebra and	19	3	1	23	19.0	83%	83%	2.0
Math - Num + Operator	13	1	1	15	13.0	87%	87%	1.0
Math - Data, Stats +	8	2	2	12	8.0	67%	67%	2.0
Math - Geometry and	6	0	0	6	6.0	100%	100%	0.0

Sub-Score & Cross-Score Analysis

Question Type	Correct	Wrong	Omit	Total	Raw	% Correct	Scaled Score	max Scaled
Sub-Score Topic – Math	42	6	4	52	42.0	80%		
Heart of Algebra	15	3	1	19.0	15	79%	13	15
Problem Solving & Data	13	2	2	17.0	13	76%	12	15
Passport to Adv. Math	14	1	1	16.0	14	88%	13	15
Sub-Score Topic –	48	29	3	80	48.0	60%		
Command of Evidence	12	6	0	18.0	12	67%	11	15
Expression of Ideas	16	7	1	24.0	16	67%	11	15
Standard English Conventions	10	10	0	20.0	10	50%	7	15
Words in Context	10	6	2	18.0	10	56%	8	15
Cross-Score Topic –	32	1	2	35	32.0	91%		
Analysis in History/Social	32	1	2	35.0	32	91%	37	40
Cross-Score Topic – Science	18	15	2	35	18.0	51%		
Analysis in Science	18	15	2	35.0	18	51%	27	40

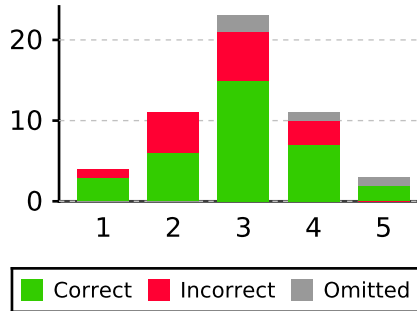
Name	Demonstration Student
Test	SAT Form #3
Date	2020-02-03

Section Summary — Reading

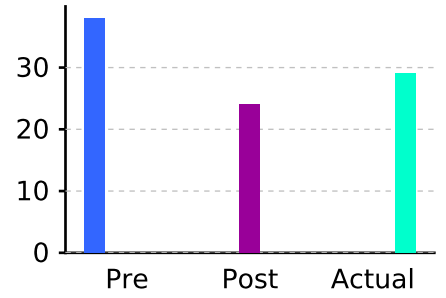
Summary

Your Score:	29
Correct:	33
Incorrect:	15
Omitted:	4
Raw Points:	33.0
% Correct:	63%
% Raw:	63%

By Difficulty



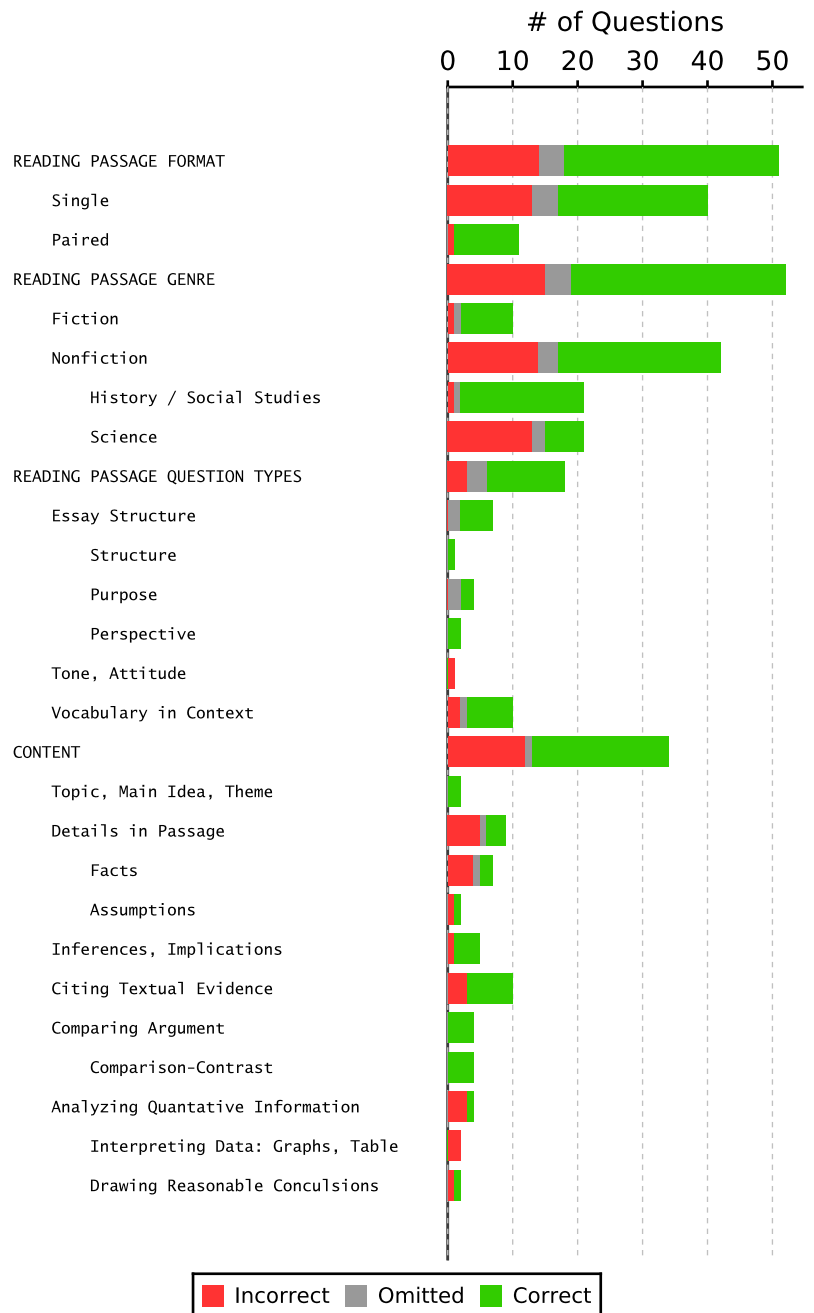
Confidence



Responses

Question	Correct Answer	Response	Difficulty	Category	Topics
S1-Reading					
1	B	+	1	Pass.Single	Single, Fiction, Topic, Main Idea, Theme
2	C	+	3	Pass.Single	Single, Fiction, Vocabulary in Context
3	A	+	4	Pass.Single	Single, Fiction, Inferences, Implications
4	A	+	2	Pass.Single	Single, Fiction, Citing Textual Evidence
5	C	+	5	Pass.Single	Single, Fiction, Purpose
6	A	+	3	Pass.Single	Single, Fiction, Vocabulary in Context
7	A	B	4	Pass.Single	Single, Fiction, Facts
8	B	+	4	Pass.Single	Single, Fiction, Inferences, Implications
9	B	+	4	Pass.Single	Single, Fiction, Facts
10	D	+	2	Pass.Single	Single, History / Social Studies, Vocabulary in Context
11	A	+	3	Pass.Single	Single, History / Social Studies, Purpose
12	C	+	3	Pass.Single	Single, History / Social Studies, Facts
13	D	+	1	Pass.Single	Single, History / Social Studies, Citing Textual Evidence
14	B	+	3	Pass.Single	Single, History / Social Studies, Topic, Main Idea, Theme
15	B	+	2	Pass.Single	Single, History / Social Studies, Citing Textual Evidence
16	C	+	3	Pass.Single	Single, History / Social Studies, Vocabulary in Context
17	B	+	3	Pass.Single	Single, History / Social Studies, Vocabulary in Context
18	B	+	2	Pass.Single	Single, History / Social Studies, Citing Textual Evidence
19	A	+	2	Pass.Single	Single, History / Social Studies, Inferences, Implications
20	A	+	3	Pass.Single	Single, History / Social Studies, Drawing Reasonable Conclusions
21	D	+	3	Pass.Single	Single, Science, Structure
22	A	+	1	Pass.Single	Single, Science, Vocabulary in Context
23	A	+	5	Pass.Single	Single, Science, Assumptions
24	B	+	3	Pass.Single	Single, Science, Citing Textual Evidence
25	C	+	4	Pass.Single	Single, Science, Purpose
26	C	+	4	Pass.Single	Single, Science, Facts
27	B	A	3	Pass.Single	Single, Science, Facts
28	B	A	2	Pass.Single	Single, Science, Vocabulary in Context
29	D	B	3	Pass.Single	Single, Science, Inferences, Implications
30	D	B	3	Pass.Single	Single, Science, Citing Textual Evidence
31	B	A	2	Pass.Paired	Paired, History / Social Studies, Vocabulary in Context
32	C	+	3	Pass.Paired	Paired, History / Social Studies, Inferences, Implications
33	C	+	3	Pass.Paired	Paired, History / Social Studies, Citing Textual Evidence
34	D	+	4	Pass.Paired	Paired, History / Social Studies, Perspective
35	C	+	3	Pass.Paired	Paired, History / Social Studies, Vocabulary in Context
36	A	+	3	Pass.Paired	Paired, History / Social Studies, Perspective
37	D	+	2	Pass.Paired	Paired, History / Social Studies, Citing Textual Evidence
38	C	+	4	Pass.Paired	Paired, History / Social Studies, Comparison-Contrast
39	A	+	3	Pass.Paired	Paired, History / Social Studies, Comparison-Contrast
40	D	+	5	Pass.Paired	Paired, History / Social Studies, Comparison-Contrast
41	A	+	3	Pass.Paired	Paired, History / Social Studies, Comparison-Contrast
42	C	B	4	Pass.Single	Single, Science, Tone, Attitude
43	C	B	4	Pass.Single	Single, Science, Facts
44	D	B	3	Pass.Single	Single, Science, Citing Textual Evidence
45	D	B	3	Pass.Single	Single, Science, Facts
46	C	B	2	Pass.Single	Single, Science, Citing Textual Evidence
47	B	+	4	Pass.Single	Single, Science, Vocabulary in Context
48	B	+	3	Pass.Single	Single, Science, Purpose
49	A	B	3	Pass.Single	Single, Science, Assumptions
50	B	A	1	Pass.Single	Single, Science, Interpreting Data: Graphs, Table
51	D	B	2	Pass.Single	Single, Science, Interpreting Data: Graphs, Table
52	D	B	2	Pass.Single	Single, Science, Drawing Reasonable Conclusions

Performance By Topic



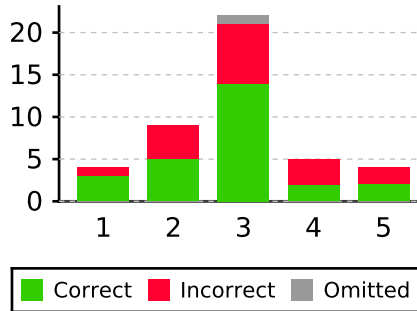
Name	Demonstration Student
Test	SAT Form #3
Date	2020-02-03

Section Summary — Writing & Language

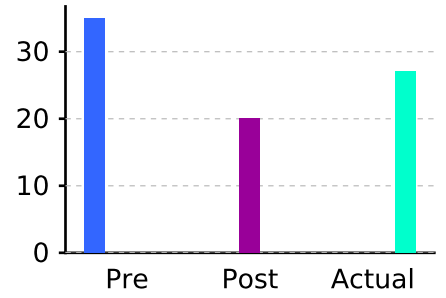
Summary

Your Score:	27
Correct:	26
Incorrect:	17
Omitted:	1
Raw Points:	26.0
% Correct:	59%
% Raw:	59%

By Difficulty



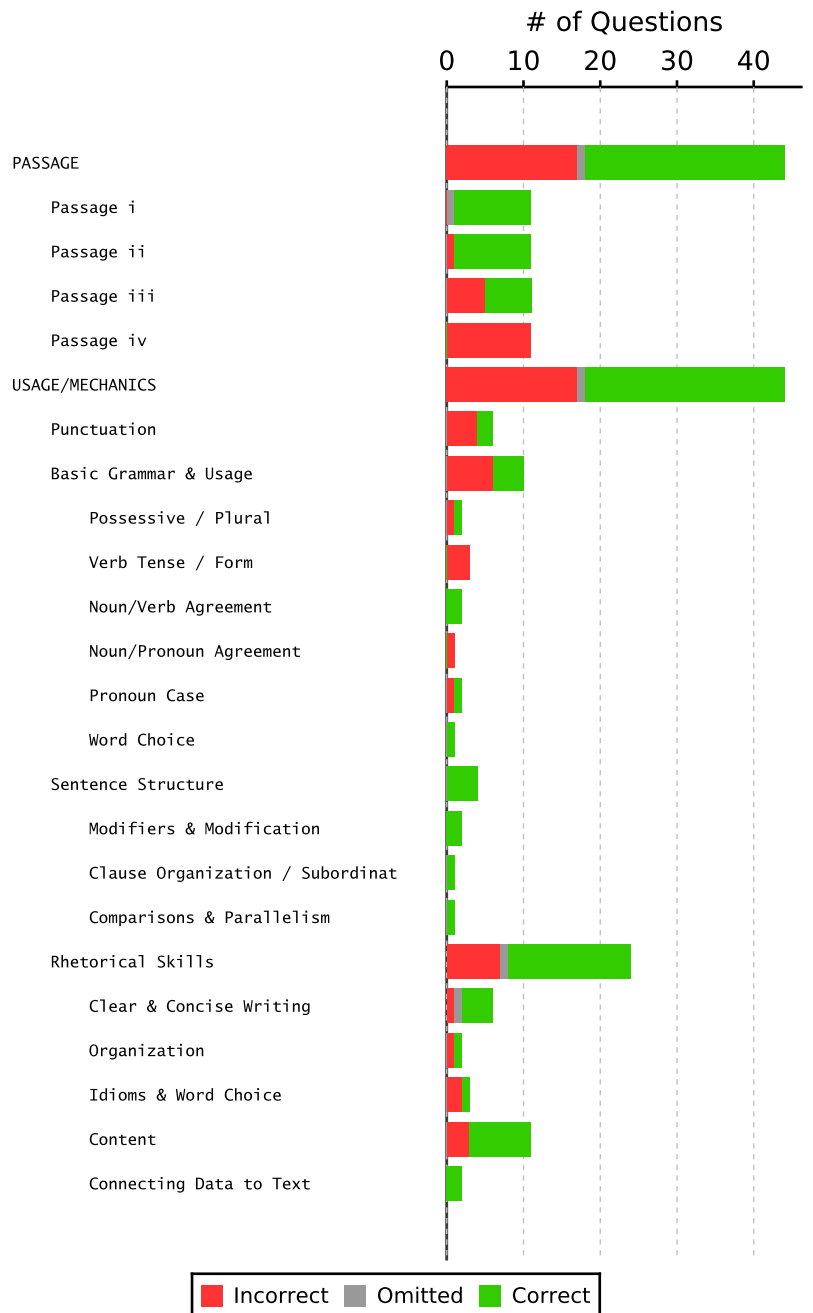
Confidence



Responses

Question	Correct Answer	Response	Difficulty	Category	Topics
S2-Writing					
1	A	+	2	Writing - UM	Passage i, Comparisons & Parallelism
2	B	+	3	Writing - RH	Passage i, Content
3	C	+	3	Writing - RH	Passage i, Content
4	C	+	3	Writing - UM	Passage i, Possessive / Plural
5	A	+	5	Writing - UM	Passage i, Noun/Verb Agreement
6	B	+	3	Writing - RH	Passage i, Content
7	A	+	2	Writing - RH	Passage i, Clear & Concise Writing
8	D	+	3	Writing - RH	Passage i, Clear & Concise Writing
9	C	+	2	Writing - RH	Passage i, Clear & Concise Writing
10	C	+	3	Writing - UM	Passage i, Clause Organization / Subordination
11	B	+	1	Writing - RH	Passage i, Word Choice
12	A	B	4	Writing - UM	Passage ii, Noun/Pronoun Agreement
13	C	+	3	Writing - RH	Passage ii, Content
14	D	+	3	Writing - UM	Passage ii, Punctuation
15	B	+	1	Writing - UM	Passage ii, Noun/Verb Agreement, Pronoun Case
16	C	+	4	Writing - RH	Passage ii, Idioms & Word Choice
17	C	+	3	Writing - RH	Passage ii, Content
18	B	+	1	Writing - RH	Passage ii, Clear & Concise Writing
19	D	+	2	Writing - UM	Passage ii, Modifiers & Modification
20	C	+	3	Writing - RH	Passage ii, Content
21	D	+	2	Writing - UM	Passage ii, Punctuation
22	A	+	3	Writing - UM	Passage ii, Content
23	A	+	3	Writing - RH	Passage iii, Clear & Concise Writing
24	D	+	3	Writing - RH	Passage iii, Modifiers & Modification
25	B	A	2	Writing - RH	Passage iii, Idioms & Word Choice
26	A	B	3	Writing - UM	Passage iii, Possessive / Plural
27	D	B	4	Writing - UM	Passage iii, Pronoun Case
28	B	A	3	Writing - UM	Passage iii, Verb Tense / Form
29	B	A	3	Writing - UM	Passage iii, Punctuation
30	B	+	4	Writing - RH	Passage iii, Organization
31	D	+	3	Writing - RH	Passage iii, Connecting Data to Text
32	B	+	3	Writing - RH	Passage iii, Connecting Data to Text
33	C	+	5	Writing - RH	Passage iii, Content
34	D	B	3	Writing - UM	Passage iv, Punctuation
35	B	A	5	Writing - UM	Passage iv, Punctuation
36	C	B	2	Writing - UM	Passage iv, Verb Tense / Form
37	D	B	2	Writing - RH	Passage iv, Content
38	C	B	1	Writing - UM	Passage iv, Verb Tense / Form
39	C	B	4	Writing - RH	Passage iv, Organization
40	B	A	5	Writing - RH	Passage iv, Idioms & Word Choice
41	D	B	3	Writing - UM	Passage iv, Punctuation
42	A	B	3	Writing - RH	Passage iv, Content
43	D	B	2	Writing - RH	Passage iv, Content
44	D	B	3	Writing - RH	Passage iv, Clear & Concise Writing

Performance By Topic



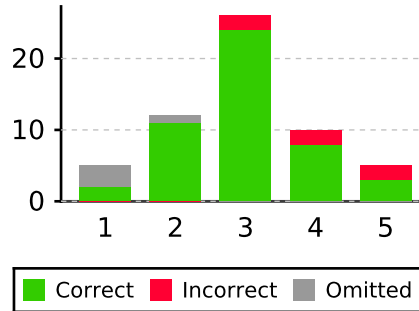
Name	Demonstration Student
Test	SAT Form #3
Date	2020-02-03

Section Summary — Math

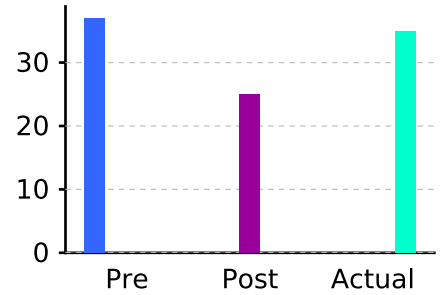
Summary

Your Score:	35
Correct:	48
Incorrect:	6
Omitted:	4
Raw Points:	48.0
% Correct:	83%
% Raw:	83%

By Difficulty



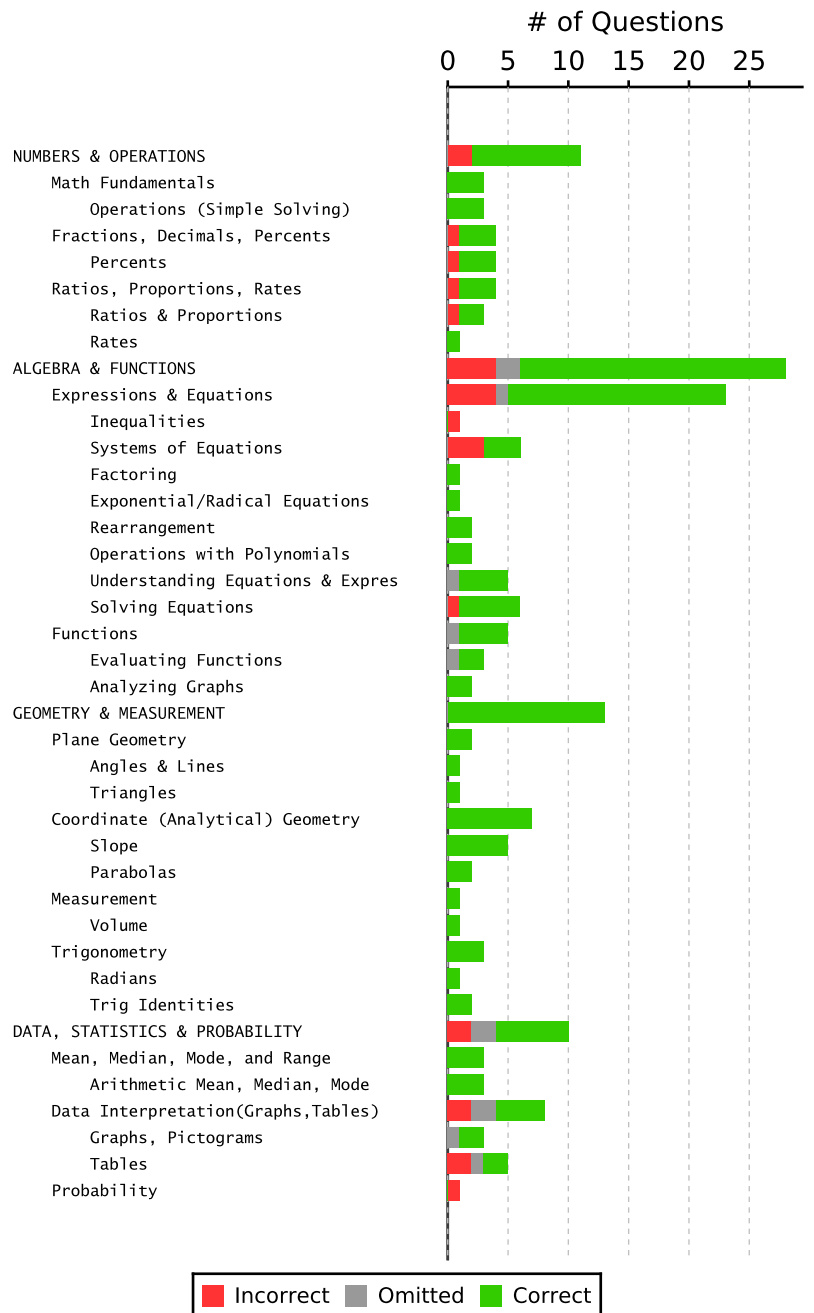
Confidence



Responses

Question	Correct Answer	Response	Difficulty	Category	Topics
S3 - Math(NoC)					
1	C		1	Num +	Understanding Equations & Expressions
2	D	+	2	Num +	Solving Equations
3	D	+	3	Num +	Exponential/Radical Equations
4	B	+	2	Num +	Understanding Equations & Expressions
5	C	+	3	Alg + Func	Solving Equations
6	C	+	3	Alg + Func	Systems of Equations
7	C	+	2	Alg + Func	Analyzing Graphs
8	A	+	3	Alg + Func	Slope
9	A	B	4	Alg + Func	Systems of Equations
10	A	+	3	Alg + Func	Parabolas
11	B	+	3	Geo + Meas	Angles & Lines
12	A	+	4	Alg + Func	Parabolas
13	B	+	5	Alg + Func	Operations with Polynomials
14	A	+	4	Alg + Func	Solving Equations
15	D	+	3	Num +	Slope
16	1 or 2	+	3	Alg + Func	Factoring
17	2	+	2	Alg + Func	Solving Equations
18	105	+	2	Geo + Meas	Triangles
19	370	+	4	Num +	Systems of Equations
20	3/5, 6	+	4	Geo + Meas	Trig Identities

Performance By Topic



Question	Correct Answer	Response	Difficulty	Category	Topics
S4 - Math(Calc)					
1	C	+	1	Data, Stats +	Graphs, Pictograms
2	B		1	Data, Stats +	Tables
3	C		1	Data, Stats +	Graphs, Pictograms
4	C		2	Alg + Func	Evaluating Functions
5	B	+	2	Data, Stats +	Percents
6	A	+	1	Num +	Operations with Polynomials
7	D	+	2	Num +	Solving Equations
8	C	+	2	Alg + Func	Slope
9	B	+	2	Num +	Rates
10	D	A	3	Data, Stats +	Ratios & Proportions, Tables
11	B	+	3	Data, Stats +	Ratios & Proportions, Tables
12	D	+	3	Alg + Func	Analyzing Graphs
13	D	+	3	Alg + Func	Rearrangement
14	A	+	3	Num +	Operations (Simple Solving)
15	A	+	4	Data, Stats +	Understanding Equations & Expressions
16	B	+	3	Alg + Func	Evaluating Functions
17	B	+	3	Alg + Func	Slope
18	B	+	3	Alg + Func	Evaluating Functions
19	C	+	3	Num +	Ratios & Proportions
20	B	+	3	Data, Stats +	Graphs, Pictograms
21	C	+	3	Num +	Understanding Equations & Expressions
22	B	A	3	Num +	Percents, Solving Equations
23	C	+	4	Data, Stats +	Trig Identities
24	D	+	3	Alg + Func	Systems of Equations
25	D	+	4	Geo + Meas	Volume
26	C	+	3	Alg + Func	Slope
27	C	+	4	Geo + Meas	Percents
28	D	+	3	Num +	Understanding Equations & Expressions
29	A	B	5	Data, Stats +	Tables, Probability
30	A	B	5	Alg + Func	Systems of Equations
31	4 or 5	+	2	Num +	Operations (Simple Solving)
32	58.6	+	2	Data, Stats +	Arithmetic Mean, Median, Mode, Tables
33	9	+	3	Alg + Func	Operations (Simple Solving), Rearrangement
34	5/8, .625	+	3	Geo + Meas	Radians
35	50	+	5	Data, Stats +	Arithmetic Mean, Median, Mode
36	750	2	4	Alg + Func	Inequalities, Systems of Equations
37	7	+	3	Alg + Func	Arithmetic Mean, Median, Mode
38	60	+	5	Alg + Func	Percents