

| | |
|------|-----------------------|
| Name | Demonstration Student |
| Test | SAT Form #3 |
| Date | 2020-02-04 |

SAT Diagnostic Report

Big Picture — Your Scores, Practice History, and Trends

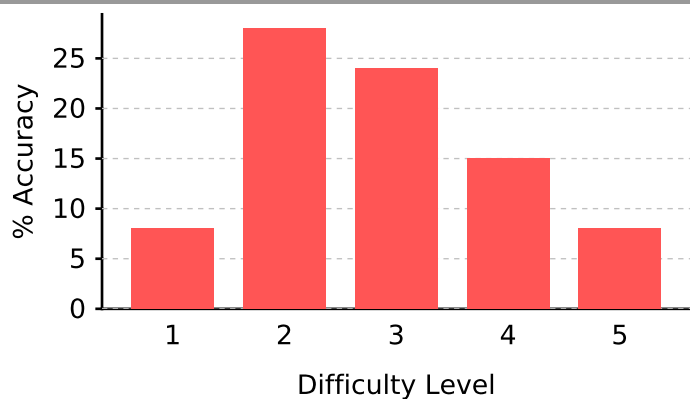
Performance Summary

| | Reading | Writing & Language | Math | Essay Reading | Essay Writing | Essay Analysis | Total | Math | EBRW | ACT Equivalent |
|-------------------|---------|--------------------|-------|---------------|---------------|----------------|----------|---------|---------|-----------------------------------|
| | 10-40 | 10-40 | 10-40 | 2-8 | 2-8 | 2-8 | 400-1600 | 200-800 | 200-800 | (1 - 36) |
| 2020-02-04 | 16 | 20 | 17 | 4 | 8 | 7 | 700 | 340 | 360 | 12* |
| Points to Improve | 24 | 20 | 23 | 4 | 0 | 1 | 900 | 460 | 440 | *Source: 2018 ACT/SAT concordance |

Practice Summary

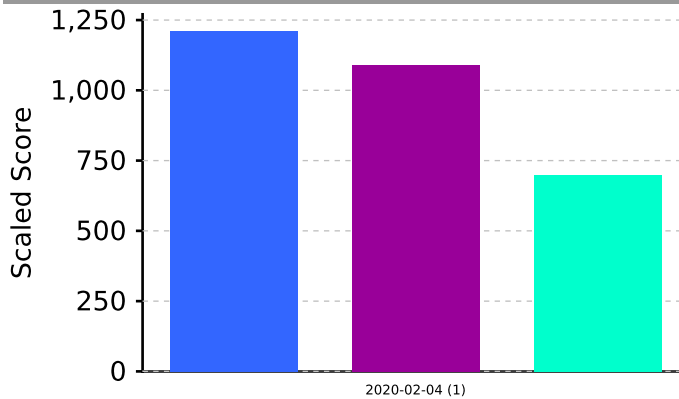
| | Reading | Writing & Language | Math | Essay Reading | Essay Writing | Essay Analysis | Total | EBRW | Math |
|----------------------------------------|---------|--------------------|-------|---------------|---------------|----------------|----------|---------|---------|
| | 10-40 | 10-40 | 10-40 | 2-8 | 2-8 | 2-8 | 400-1600 | 200-800 | 200-800 |
| 2020-02-04 ■ SAT Form #3 - On-line (4) | 16 | 20 | 17 | 4 | 8 | 7 | 700 | 360 | 340 |
| Best | 16 | 20 | 17 | 4 | 8 | 7 | 700 | 360 | 340 |

Performance By Difficulty



■ 2020-02-04 - CollegeBoard rSAT (2016) Sample Test #3 NR

Confidence History



■ Pre ■ Post ■ Actual

Notes

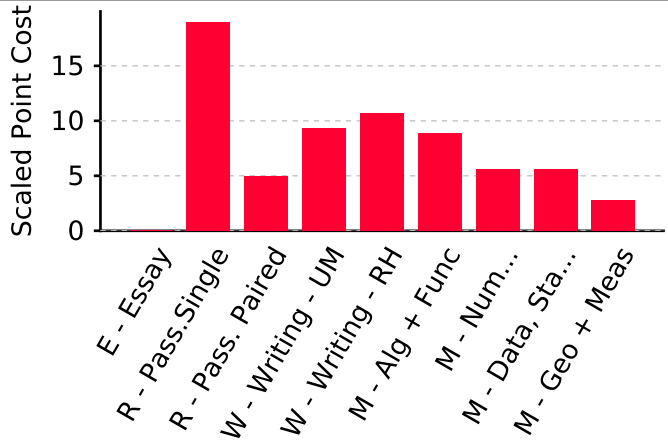
Abbreviations you may find in this report

| | | | |
|-------------|------------------------------------------|------------|-----------------------------|
| M | M - Math Calculator | M - Multi. | Math - Multiple choice |
| M - Grid In | Math - Grid In Student Produced Response | Math N | Math N - Math No Calculator |
| R | R - Reading | R - Pass. | Reading - Passage Single |
| R - Pass. | Reading - Passage - Paired | W | W - Writing |
| W - W | W - W Writing Writing | W - R | W - R Writing Rhetorical |
| Writi | Writi - Writing | | |

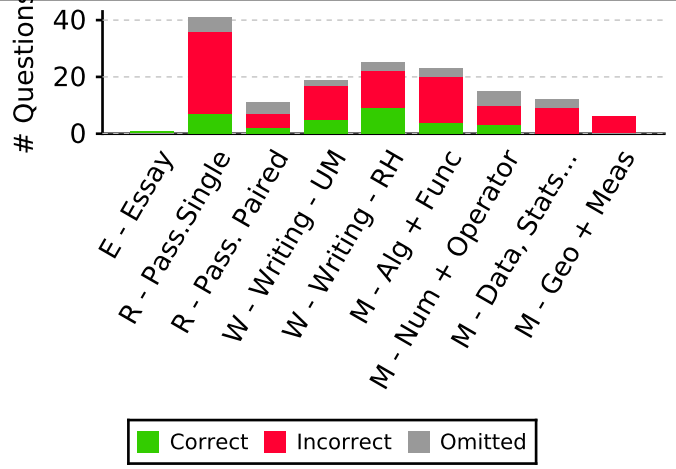
| | |
|------|-----------------------|
| Name | Demonstration Student |
| Test | SAT Form #3 |
| Date | 2020-02-04 |

Current Test Analysis — rSAT (2016) CollegeBoard Sample Test #3 NR

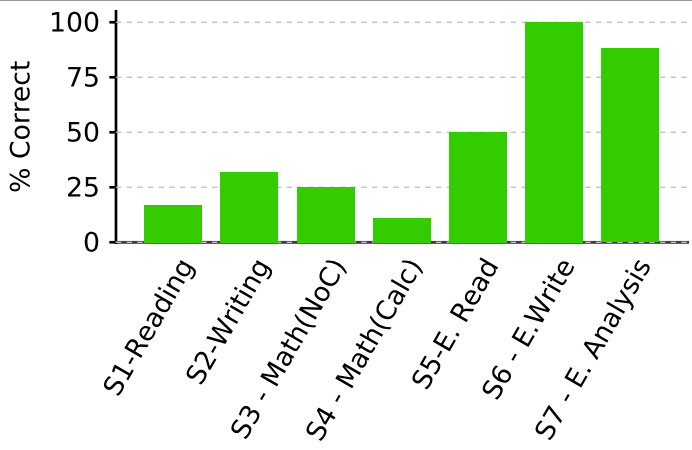
Point Cost By Question Type



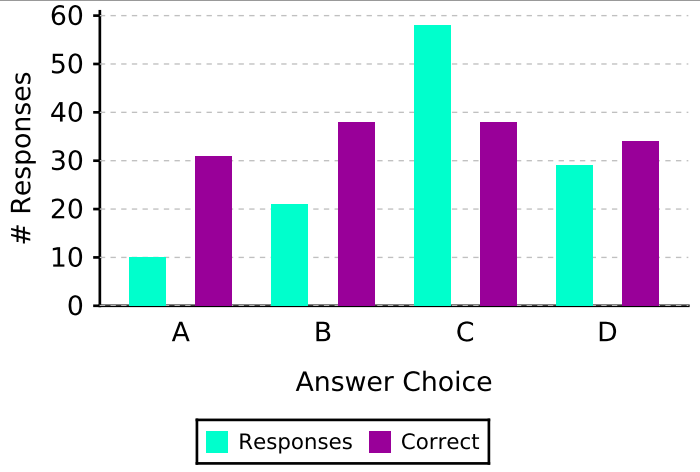
Performance By Question Type



Performance By Section



Answer Distribution



| | |
|------|-----------------------|
| Name | Demonstration Student |
| Test | SAT Form #3 |
| Date | 2020-02-04 |

Current Test Analysis — rSAT (2016) CollegeBoard Sample Test #3 NR

Subject Area & Question Type Analysis

| Question Type | Correct | Wrong | Omit | Total | Raw | % Correct | % Raw | Point Cost |
|-------------------------------|-----------|-----------|-----------|-----------|-------------|-------------|-------------|------------|
| Math | 2 | 0 | 0 | 2 | 2.0 | 100% | 100% | 23 |
| Algebra & Functions | 2 | 0 | 0 | 2 | 2.0 | 100% | 100% | 0.0 |
| Reading | 9 | 34 | 9 | 52 | 9.0 | 17% | 17% | 24 |
| Reading Passage – Single | 7 | 29 | 5 | 41 | 7.0 | 17% | 17% | 19.0 |
| Reading Passage – Paired | 2 | 5 | 4 | 11 | 2.0 | 18% | 18% | 5.0 |
| Writing & Language | 14 | 25 | 5 | 44 | 14.0 | 31% | 31% | 20 |
| Usage/Mechanics | 5 | 12 | 2 | 19 | 5.0 | 26% | 26% | 9.3 |
| Rhetorical Skills | 9 | 13 | 3 | 25 | 9.0 | 36% | 36% | 10.7 |
| Essay Reading | 1 | 0 | 0 | 1 | 4.0 | | | |
| Essay | 1 | 0 | 0 | 1 | 4.0 | 50% | 50% | |
| Essay Analysis | 1 | 0 | 0 | 1 | 7.0 | | | |
| Essay | 1 | 0 | 0 | 1 | 7.0 | 88% | 88% | |
| Essay Writing | 1 | 0 | 0 | 1 | 8.0 | | | |
| Essay | 1 | 0 | 0 | 1 | 8.0 | 100% | 100% | |
| Math | 7 | 38 | 11 | 56 | 7.0 | 12% | 12% | 23 |
| Math - Algebra and | 4 | 16 | 3 | 23 | 4.0 | 17% | 17% | 8.9 |
| Math - Num + Operator | 3 | 7 | 5 | 15 | 3.0 | 20% | 20% | 5.6 |
| Math - Data, Stats + | 0 | 9 | 3 | 12 | 0.0 | 0% | 0% | 5.6 |
| Math - Geometry and | 0 | 6 | 0 | 6 | 0.0 | 0% | 0% | 2.8 |

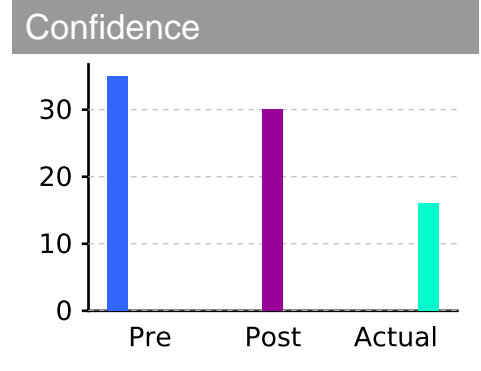
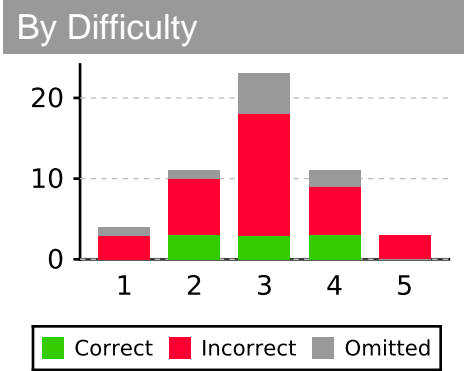
Sub-Score & Cross-Score Analysis

| Question Type | Correct | Wrong | Omit | Total | Raw | % Correct | Scaled Score | max Scaled |
|------------------------------------|-----------|-----------|-----------|-----------|-------------|------------|--------------|------------|
| Sub-Score Topic – Math | 9 | 32 | 11 | 52 | 9.0 | 17% | | |
| Heart of Algebra | 5 | 11 | 3 | 19.0 | 5 | 26% | 6 | 15 |
| Problem Solving & Data | 1 | 11 | 5 | 17.0 | 1 | 6% | 2 | 15 |
| Passport to Adv. Math | 3 | 10 | 3 | 16.0 | 3 | 19% | 5 | 15 |
| Sub-Score Topic – | 20 | 49 | 11 | 80 | 20.0 | 25% | | |
| Command of Evidence | 3 | 12 | 3 | 18.0 | 3 | 17% | 4 | 15 |
| Expression of Ideas | 8 | 13 | 3 | 24.0 | 8 | 33% | 7 | 15 |
| Standard English Conventions | 6 | 12 | 2 | 20.0 | 6 | 30% | 5 | 15 |
| Words in Context | 3 | 12 | 3 | 18.0 | 3 | 17% | 3 | 15 |
| Cross-Score Topic – | 7 | 24 | 4 | 35 | 7.0 | 20% | | |
| Analysis in History/Social | 7 | 24 | 4 | 35.0 | 7 | 20% | 17 | 40 |
| Cross-Score Topic – Science | 7 | 19 | 9 | 35 | 7.0 | 20% | | |
| Analysis in Science | 7 | 19 | 9 | 35.0 | 7 | 20% | 17 | 40 |

| | |
|------|-----------------------|
| Name | Demonstration Student |
| Test | SAT Form #3 |
| Date | 2020-02-04 |

Section Summary — Reading

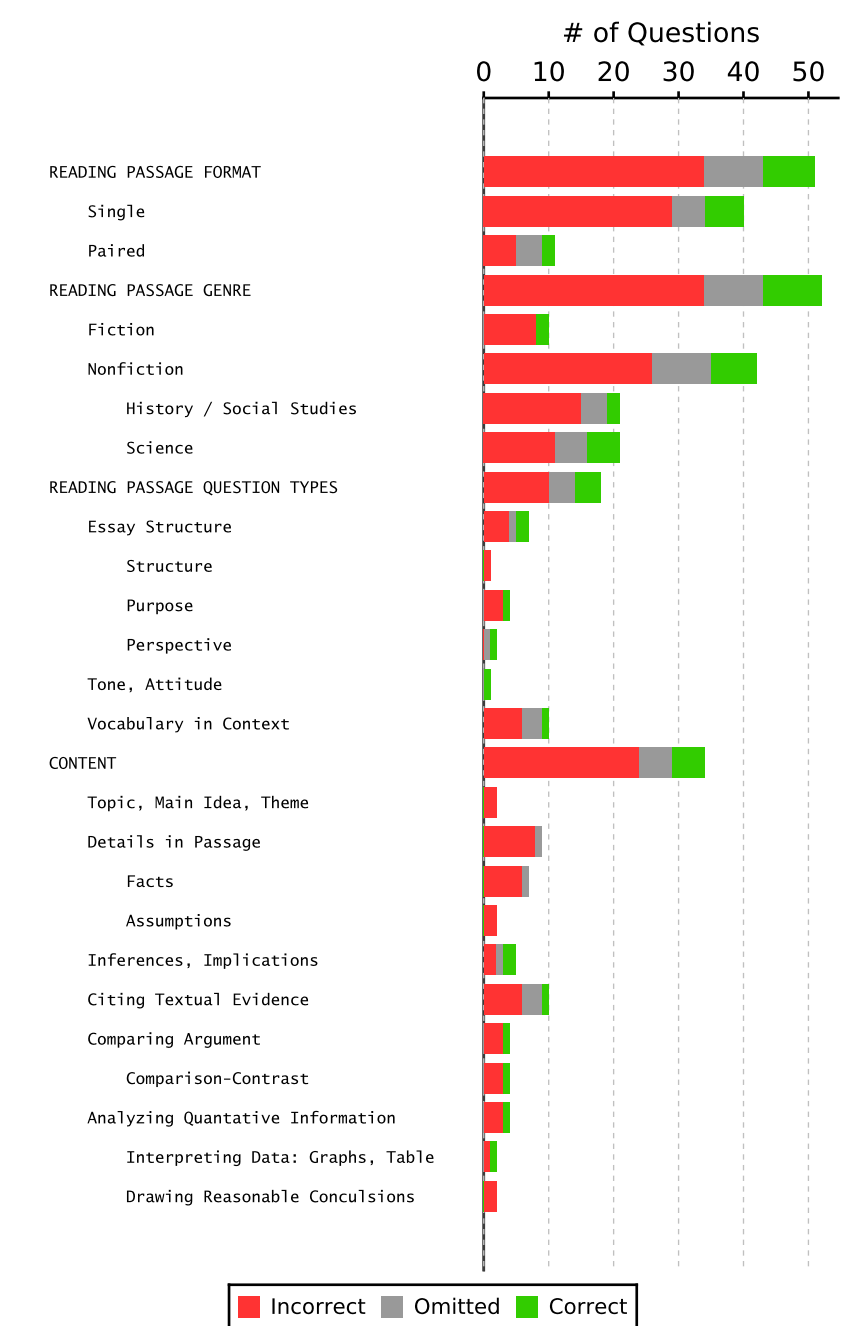
| Summary | |
|-------------|-----|
| Your Score: | 16 |
| Correct: | 9 |
| Incorrect: | 34 |
| Omitted: | 9 |
| Raw Points: | 9.0 |
| % Correct: | 17% |
| % Raw: | 17% |



Responses

| Question | Correct Answer | Response | Difficulty | Category | Topics |
|-------------------|----------------|----------|------------|-------------|------------------------------------------------------------------|
| S1-Reading | | | | | |
| 1 | B | A | 1 | Pass.Single | Single, Fiction, Topic, Main Idea, Theme |
| 2 | C | A | 3 | Pass.Single | Single, Fiction, Vocabulary in Context |
| 3 | A | + | 4 | Pass.Single | Single, Fiction, Inferences, Implications |
| 4 | A | B | 2 | Pass.Single | Single, Fiction, Citing Textual Evidence |
| 5 | C | B | 5 | Pass.Single | Single, Fiction, Purpose |
| 6 | A | B | 3 | Pass.Single | Single, Fiction, Vocabulary in Context |
| 7 | A | C | 4 | Pass.Single | Single, Fiction, Facts |
| 8 | B | C | 4 | Pass.Single | Single, Fiction, Inferences, Implications |
| 9 | B | C | 4 | Pass.Single | Single, Fiction, Facts |
| 10 | D | + | 2 | Pass.Single | Single, Fiction, Vocabulary in Context |
| 11 | A | D | 3 | Pass.Single | Single, History / Social Studies, Purpose |
| 12 | C | D | 3 | Pass.Single | Single, History / Social Studies, Facts |
| 13 | D | C | 1 | Pass.Single | Single, History / Social Studies, Citing Textual Evidence |
| 14 | B | C | 3 | Pass.Single | Single, History / Social Studies, Topic, Main Idea, Theme |
| 15 | B | C | 2 | Pass.Single | Single, History / Social Studies, Citing Textual Evidence |
| 16 | C | D | 3 | Pass.Single | Single, History / Social Studies, Vocabulary in Context |
| 17 | B | D | 3 | Pass.Single | Single, History / Social Studies, Vocabulary in Context |
| 18 | B | D | 2 | Pass.Single | Single, History / Social Studies, Citing Textual Evidence |
| 19 | A | C | 2 | Pass.Single | Single, History / Social Studies, Inferences, Implications |
| 20 | A | C | 3 | Pass.Single | Single, History / Social Studies, Drawing Reasonable Conclusions |
| 21 | D | C | 3 | Pass.Single | Single, Science, Structure |
| 22 | A | + | 1 | Pass.Single | Single, Science, Vocabulary in Context |
| 23 | A | C | 5 | Pass.Single | Single, Science, Assumptions |
| 24 | B | + | 3 | Pass.Single | Single, Science, Citing Textual Evidence |
| 25 | C | D | 4 | Pass.Single | Single, Science, Purpose |
| 26 | C | + | 4 | Pass.Single | Single, Science, Facts |
| 27 | B | C | 3 | Pass.Single | Single, Science, Facts |
| 28 | B | + | 2 | Pass.Single | Single, Science, Vocabulary in Context |
| 29 | D | + | 3 | Pass.Single | Single, Science, Inferences, Implications |
| 30 | D | + | 3 | Pass.Single | Single, Science, Citing Textual Evidence |
| 31 | B | C | 2 | Pass.Paired | Paired, History / Social Studies, Vocabulary in Context |
| 32 | C | + | 3 | Pass.Paired | Paired, History / Social Studies, Inferences, Implications |
| 33 | C | + | 3 | Pass.Paired | Paired, History / Social Studies, Citing Textual Evidence |
| 34 | D | + | 4 | Pass.Paired | Paired, History / Social Studies, Perspective |
| 35 | C | + | 3 | Pass.Paired | Paired, History / Social Studies, Vocabulary in Context |
| 36 | A | + | 3 | Pass.Paired | Paired, History / Social Studies, Perspective |
| 37 | D | B | 2 | Pass.Paired | Paired, History / Social Studies, Citing Textual Evidence |
| 38 | C | + | 4 | Pass.Paired | Paired, History / Social Studies, Comparison-Contrast |
| 39 | A | D | 3 | Pass.Paired | Paired, History / Social Studies, Comparison-Contrast |
| 40 | D | A | 5 | Pass.Paired | Paired, History / Social Studies, Comparison-Contrast |
| 41 | A | B | 3 | Pass.Paired | Paired, History / Social Studies, Comparison-Contrast |
| 42 | C | + | 4 | Pass.Single | Single, Science, Tone, Attitude |
| 43 | C | D | 4 | Pass.Single | Single, Science, Facts |
| 44 | D | A | 3 | Pass.Single | Single, Science, Citing Textual Evidence |
| 45 | D | B | 3 | Pass.Single | Single, Science, Facts |
| 46 | C | + | 2 | Pass.Single | Single, Science, Citing Textual Evidence |
| 47 | B | A | 4 | Pass.Single | Single, Science, Vocabulary in Context |
| 48 | B | + | 3 | Pass.Single | Single, Science, Purpose |
| 49 | A | C | 3 | Pass.Single | Single, Science, Assumptions |
| 50 | B | D | 1 | Pass.Single | Single, Science, Interpreting Data: Graphs, Tables |
| 51 | D | + | 2 | Pass.Single | Single, Science, Interpreting Data: Graphs, Tables |
| 52 | D | C | 2 | Pass.Single | Single, Science, Drawing Reasonable Conclusions |

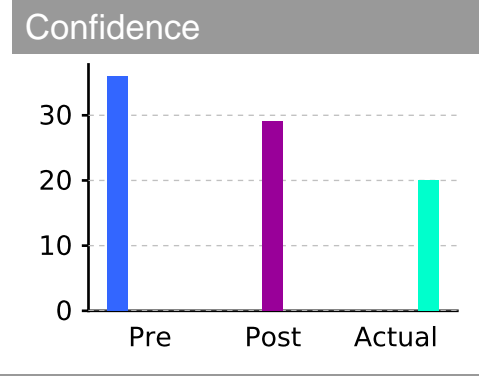
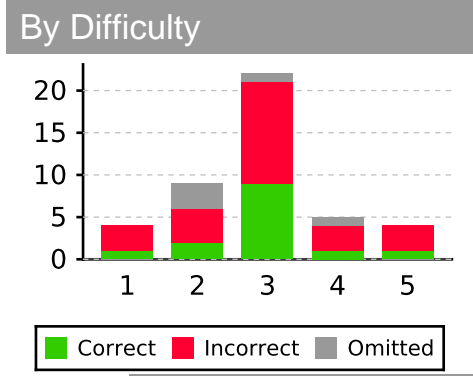
Performance By Topic



| | |
|------|-----------------------|
| Name | Demonstration Student |
| Test | SAT Form #3 |
| Date | 2020-02-04 |

Section Summary — Writing & Language

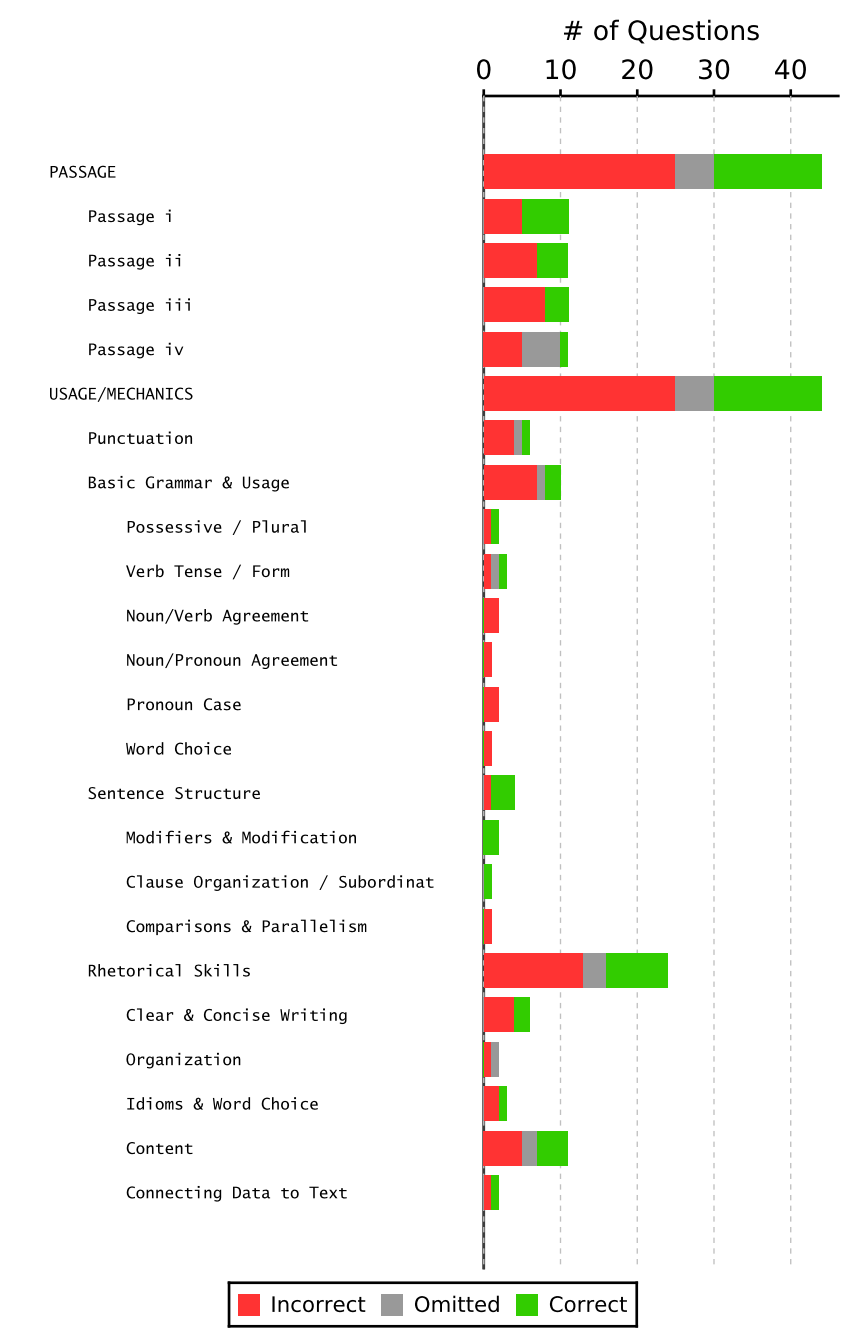
| Summary | |
|-------------|------|
| Your Score: | 20 |
| Correct: | 14 |
| Incorrect: | 25 |
| Omitted: | 5 |
| Raw Points: | 14.0 |
| % Correct: | 32% |
| % Raw: | 32% |



Responses

| Question | Correct Answer | Response | Difficulty | Category | Topics |
|-------------------|----------------|----------|------------|--------------|------------------------------------------------|
| S2-Writing | | | | | |
| 1 | A | B | 2 | Writing - UM | Passage i, Comparisons & Parallelism |
| 2 | B | + | 3 | Writing - RH | Passage i, Content |
| 3 | C | + | 3 | Writing - RH | Passage i, Content |
| 4 | C | + | 3 | Writing - UM | Passage i, Possessive / Plural |
| 5 | A | C | 5 | Writing - UM | Passage i, Noun/Verb Agreement |
| 6 | B | D | 3 | Writing - RH | Passage i, Content |
| 7 | A | D | 2 | Writing - RH | Passage i, Clear & Concise Writing |
| 8 | D | + | 3 | Writing - RH | Passage i, Clear & Concise Writing |
| 9 | C | + | 2 | Writing - RH | Passage i, Clear & Concise Writing |
| 10 | C | + | 3 | Writing - UM | Passage i, Clause Organization / Subordination |
| 11 | B | C | 1 | Writing - RH | Passage i, Word Choice |
| 12 | A | D | 4 | Writing - UM | Passage ii, Noun/Pronoun Agreement |
| 13 | C | D | 3 | Writing - RH | Passage ii, Content |
| 14 | D | + | 3 | Writing - UM | Passage ii, Punctuation |
| 15 | B | C | 1 | Writing - UM | Passage ii, Noun/Verb Agreement, Pronoun |
| 16 | C | + | 4 | Writing - RH | Passage ii, Idioms & Word Choice |
| 17 | C | + | 3 | Writing - RH | Passage ii, Content |
| 18 | B | D | 1 | Writing - RH | Passage ii, Clear & Concise Writing |
| 19 | D | + | 2 | Writing - UM | Passage ii, Modifiers & Modification |
| 20 | C | D | 3 | Writing - RH | Passage ii, Content |
| 21 | D | C | 2 | Writing - UM | Passage ii, Punctuation |
| 22 | A | C | 3 | Writing - UM | Passage ii, Content |
| 23 | A | C | 3 | Writing - RH | Passage iii, Clear & Concise Writing |
| 24 | D | + | 3 | Writing - RH | Passage iii, Modifiers & Modification |
| 25 | B | D | 2 | Writing - RH | Passage iii, Idioms & Word Choice |
| 26 | A | D | 3 | Writing - UM | Passage iii, Possessive / Plural |
| 27 | D | C | 4 | Writing - UM | Passage iii, Pronoun Case |
| 28 | B | C | 3 | Writing - UM | Passage iii, Verb Tense / Form |
| 29 | B | C | 3 | Writing - UM | Passage iii, Punctuation |
| 30 | B | D | 4 | Writing - RH | Passage iii, Organization |
| 31 | D | + | 3 | Writing - RH | Passage iii, Connecting Data to Text |
| 32 | B | D | 3 | Writing - RH | Passage iii, Connecting Data to Text |
| 33 | C | + | 5 | Writing - RH | Passage iii, Content |
| 34 | D | C | 3 | Writing - UM | Passage iv, Punctuation |
| 35 | B | C | 5 | Writing - UM | Passage iv, Punctuation |
| 36 | C | | 2 | Writing - UM | Passage iv, Verb Tense / Form |
| 37 | D | | 2 | Writing - RH | Passage iv, Content |
| 38 | C | + | 1 | Writing - UM | Passage iv, Verb Tense / Form |
| 39 | C | | 4 | Writing - RH | Passage iv, Organization |
| 40 | B | C | 5 | Writing - RH | Passage iv, Idioms & Word Choice |
| 41 | D | | 3 | Writing - UM | Passage iv, Punctuation |
| 42 | A | C | 3 | Writing - RH | Passage iv, Content |
| 43 | D | | 2 | Writing - RH | Passage iv, Content |
| 44 | D | C | 3 | Writing - RH | Passage iv, Clear & Concise Writing |

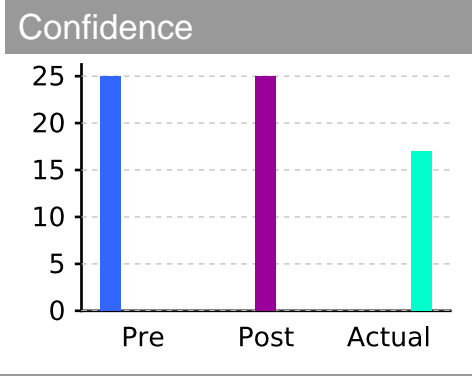
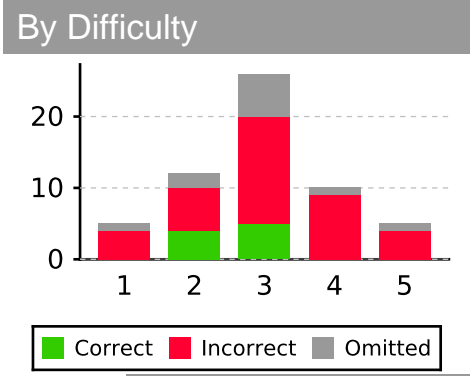
Performance By Topic



| | |
|------|-----------------------|
| Name | Demonstration Student |
| Test | SAT Form #3 |
| Date | 2020-02-04 |

Section Summary — Math

| Summary | |
|-------------|-----|
| Your Score: | 17 |
| Correct: | 9 |
| Incorrect: | 38 |
| Omitted: | 11 |
| Raw Points: | 9.0 |
| % Correct: | 16% |
| % Raw: | 16% |



Responses

| Question | Correct Answer | Response | Difficulty | Category | Topics |
|-----------------------|----------------|----------|------------|------------|---------------------------------------|
| S3 - Math(NoC) | | | | | |
| 1 | C | | 1 | Num + | Understanding Equations & Expressions |
| 2 | D | A | 2 | Num + | Solving Equations |
| 3 | D | | 3 | Num + | Exponential/Radical Equations |
| 4 | B | + | 2 | Num + | Understanding Equations & Expressions |
| 5 | C | + | 3 | Alg + Func | Solving Equations |
| 6 | C | + | 3 | Alg + Func | Systems of Equations |
| 7 | C | + | 2 | Alg + Func | Analyzing Graphs |
| 8 | A | B | 3 | Alg + Func | Slope |
| 9 | A | B | 4 | Alg + Func | Systems of Equations |
| 10 | A | C | 3 | Alg + Func | Parabolas |
| 11 | B | C | 3 | Geo + Meas | Angles & Lines |
| 12 | A | B | 4 | Alg + Func | Parabolas |
| 13 | B | C | 5 | Alg + Func | Operations with Polynomials |
| 14 | A | B | 4 | Alg + Func | Solving Equations |
| 15 | D | C | 3 | Num + | Slope |
| 16 | 1 or 2 | 10 | 3 | Alg + Func | Factoring |
| 17 | 2 | + | 2 | Alg + Func | Solving Equations |
| 18 | 105 | 1/5 | 2 | Geo + Meas | Triangles |
| 19 | 370 | 1.25 | 4 | Num + | Systems of Equations |
| 20 | 3/5, .6 | 3015 | 4 | Geo + Meas | Trig Identities |

Performance By Topic

