

Socrato!

PREPARE TO SCORE HIGHER

Strategies to Prepare SSAT in an Effective Way

What You Need to Know the Aptitude of SSAT Aspirants

SSAT Preparation
Guidance and Tips

Contents

| | |
|---------------------------------------------------------------|----|
| ❖ SSAT Overview | 2 |
| ❖ Exam Details | 3 |
| ❖ Subject and Topic Coverage | |
| ❖ SSAT Scoring System | 4 |
| ❖ Subject Score, Grouped/Section Score, SSAT Total Score | |
| ❖ Understanding SSAT Score Report | 5 |
| ❖ Scale Score, Section Score, Raw Score, Marking System | |
| ❖ Smart Strategy for Preparation | 6 |
| ❖ Case Study | |
| ❖ Effective Way to Achieve the Targeted SSAT Total Score..... | 7 |
| ❖ Subject Area Analysis to Improve Total Points..... | 8 |
| ❖ Topic-wise Analysis to Improve Subject Score Points..... | 9 |
| ❖ Preparation as per Priority | 12 |
| ❖ Conclusion | 13 |
| ❖ Appendix: Resources | 14 |

SSAT Overview

- ❖ The Secondary School Admissions Test (SSAT), and it's used for admission to private middle schools and high schools.
- ❖ The purpose of the SSAT is to attend an elite private middle or high school, this is a test you'll need to do well on.
- ❖ Because the SSAT helps test students for admission to private middle and high schools, different levels of the test are:
 - ❖ **Upper Level**- 8th grade and above.
 - ❖ **Middle Level**- 5th, 6th and 7th grade.
 - ❖ **Elementary Level**- 3rd and 4th grade.
- ❖ The **SSAT** is a standardized test that assesses a student's skills in three core areas: **Quantitative, Reading Comprehension, Verbal Reasoning, and Essay (optional)**.
- ❖ There is a **wrong answer penalty on the SSAT**.

Source: <https://www.ssat.org/testing/about-the-test>

Exam Details: Middle/Upper Level SSAT Test Breakdown

| SSAT Sections | Duration (in min.) | Questions | Content/Skills Covered | Question Types |
|---------------------------------------------------|--------------------|-----------|--------------------------------------------------------------------------------|-----------------|
| Writing Sample/Essay* (Optional) | 25 | 1 | Read a passage and explain how the author builds a persuasive argument | Essay prompt |
| Break 10 Minutes | | | | |
| Section 1: Quantitative (Math) | 30 | 25 | Algebra, Computation, Geometry, Number Sense etc. | Multiple-choice |
| Section 2: Reading Comprehension | 40 | 40 | Read a passage and explain how the author builds a persuasive argument | Multiple-choice |
| Break 10 Minutes | | | | |
| Section 3: Verbal Reasoning | 30 | 60 | 30 of these are Synonym questions, and 30 are Analogy questions. | Multiple-choice |
| Section 4: Quantitative (Math) | 30 | 25 | Algebra, Computation, Geometry, Number Sense etc. | Multiple-choice |
| Section 5: Experimental** (Unscored) | 15 | 16 | Mixed content questions (verbal, reading, and math). | Multiple-choice |

Table 1: Content and curriculum coverage of each subject of SSAT.

* If you take the SSAT with Essay, your essay will not factored into the Total or Section scores.

** This section does not count toward reported scores.

Source: <https://www.ssat.org/testing/about-the-test> , <https://www.ssat.org/pages/upper-level> ,

| | Quantitative (Math) | Reading Comprehension | Verbal Reasoning | Writing Sample/ Essay* | Experimental** | SSAT Total |
|----------------------------------|------------------------|--------------------------|---------------------|------------------------------|-----------------|---------------|
| Total # of Points | 50 | 40 | 60 | 1 | 16 | 160 |
| Upper Level Scaled Score | 500-800 | 500-800 | 500-800 | NA | NA | 1500-2400 |
| Middle Level Scaled Score | 440-710 | 440-710 | 440-710 | NA | NA | 920-2130 |
| Time/Question (Approx.) | 1 Min. 2 Sec. | 1 Min. | 30 Sec. | 25 Min. | 1 Min. 06 Sec. | NA |
| Question Type | Multiple Choice | Multiple Choice | Multiple Choice | Essay Prompt | Multiple Choice | NA |

Table 2: SSAT Scoring System.

- **Test/Subject Score:** There are 3 subjects' scaled score.
- **SSAT Total Score:** Quantitative + Reading Comprehension + Verbal Reasoning.
- * If you take the SSAT with essay, your essay will not factor into the Total or Section scores.
NA - Not Applicable
- ** Experimental section is unscored.

Smart Strategy for Preparation: Case Study

Strategy:
 Step 1: Take a mock-up test
 Step 2: Find the strong subjects.
 Step 3: Setting the SSAT targeted score.
 Step 4: Subject Area & Topic-Wise Analysis to Improve Total Points.

Step 1: Finding your strong subjects

- You take the [mock-up test](#) without preparation with any institutes or online tools like Socrato, which provides the diagnostic/analytical reports etc.

Step 2: Finding your strong subjects

- For example, shown in figure-2 subject scores are :

SSAT Verbal = 752,

SSAT Quantitative= 698,

SSAT Reading= 692.

- Inference:** As you can observe, as per the subject score **Verbal and Quantitative are stronger than Reading**. Which indicates student's natural strengths are Math and Writing & Language.

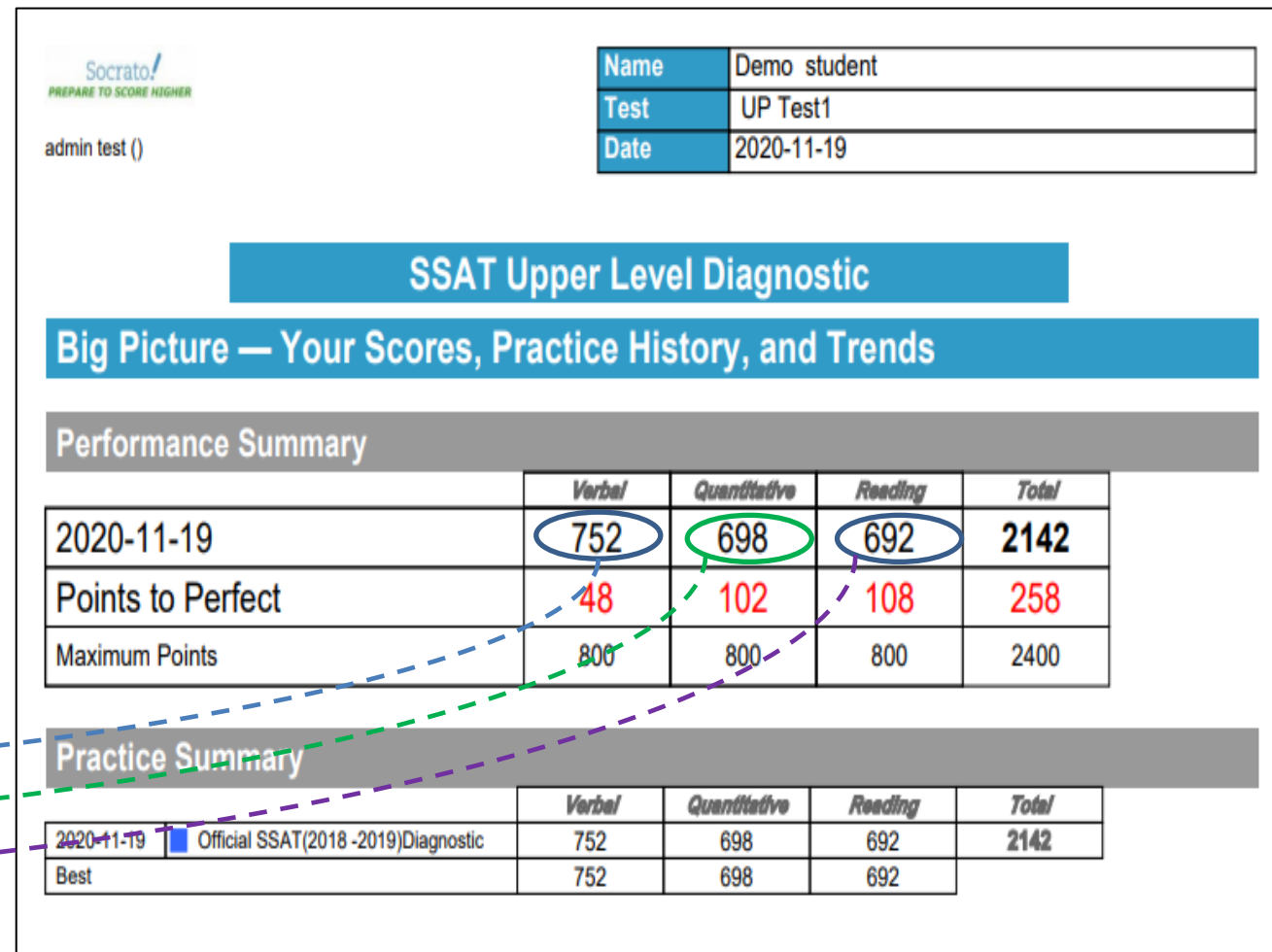


Figure 1: Subject-wise Performance Summary of Student

Effective Way to Achieve the Targeted SSAT Total Score: Case Study

Step 3: Setting the targeted score.

- To figure out your [SSAT target score](#), look up the score range requirements of colleges.
- Usually on an average score range requirements of many colleges are **2200-2400**.
- For example:
 - Assuming the targeted score is **2300**.
 - This is the example of achieving the targeted score approximately **2304**.
 - And your **Baseline SSAT Total Score = 2142** as per mock up Test.
 - Score difference between Targeted score and Mock up test score.

SSAT Total and Baseline SAT Total i.e. **2304-2142 = 162**
more scale points are needed to achieve your goal.

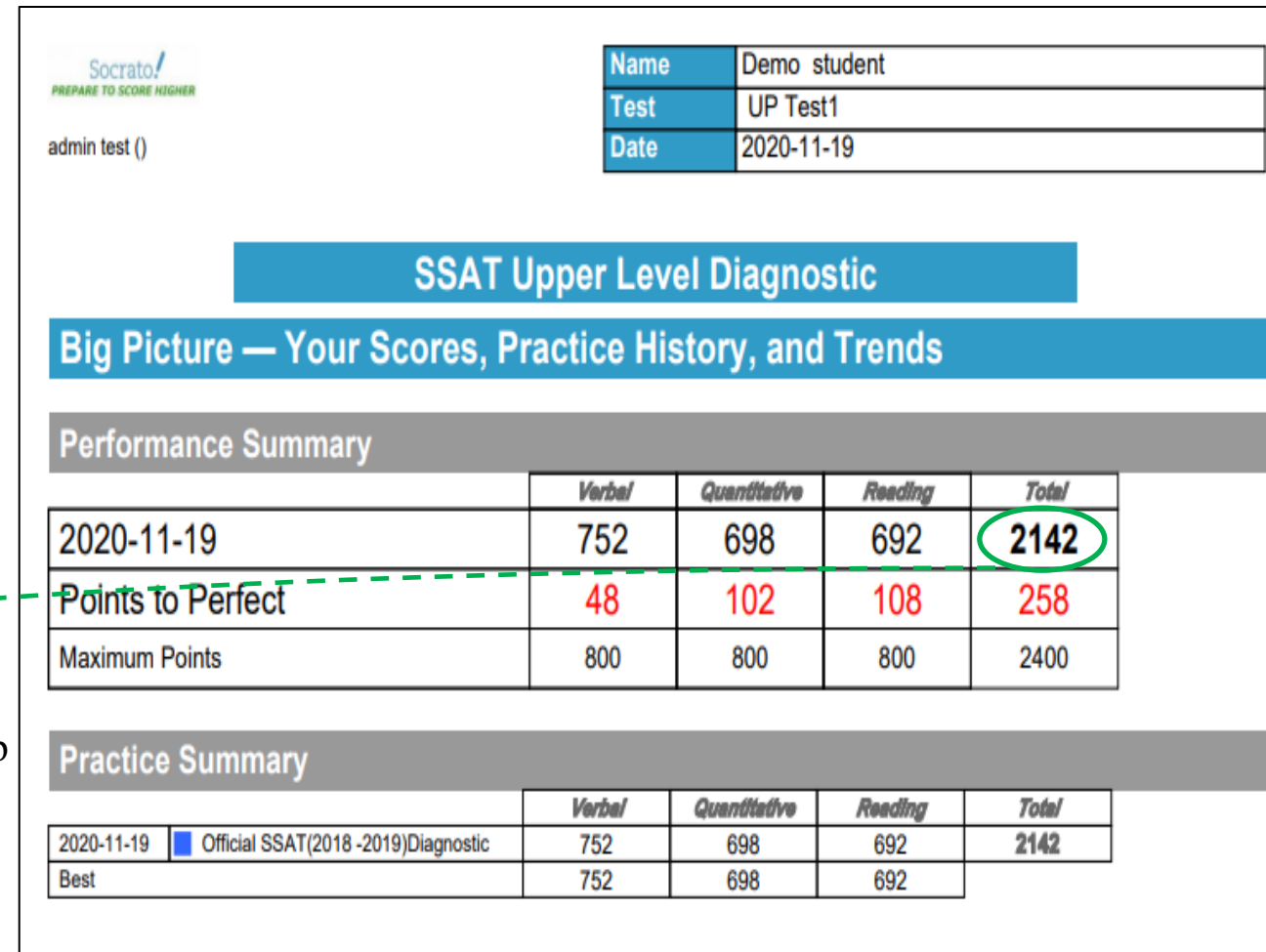


Figure 2: Performance Summary of Student in Mock Test

Subject Area Analysis to Improve Total Points: Case Study

Step 4: Subject Area & Topic-Wise Analysis to Improve Total Points.

- For example, score scored in the mock test are shown in table 3.

| Subject | Actual Correct Question | Equivalent Scaled Score |
|--------------|-------------------------|--------------------------------------|
| Verbal | 45 | 752 |
| Quantitative | 28 | 698 |
| Reading | 30 | 692 |
| Total | 106 (Total) | 752+698+692=2142 (SSAT Total) |

Table 3: Actual Score of Mock Test

- To get 2304 scaled score - we need to adjust **10** points to increase **162** total score = 2142+162 = 2304 SSAT total (target score).
- Assuming all the answers are correct, **since there is a wrong answer penalty on the SSAT.**

| Subject | Points to Improve | Expected Correct Question | Equivalent Scaled Score | Scale Points Improved |
|--------------|-------------------|---------------------------|--------------------------------------|-----------------------------------|
| Verbal | 1 | 46 | 779 | 27 |
| Quantitative | 3 | 31 | 725 | 27 |
| Reading | 6 | 36 | 800 | 108 |
| Total | 10 | 113 (Total) | 779+725+800=2304 (SSAT Total) | 27+27+108=162 (SSAT Total) |

Table 4: Expected Score of Test

Subject Area & Question Type Analysis

| Question Type | Correct | Wrong | Omit | Total | Raw | % Correct | % Raw | Point Cost |
|----------------------|-----------|-----------|-----------|-----------|-------------|------------|------------|------------|
| Verbal | 45 | 9 | 6 | 60 | 43.0 | 75% | 71% | 48 |
| Analogies | 24 | 2 | 4 | 30 | 24.0 | 80% | 78% | 18.1 |
| Synonyms | 21 | 7 | 2 | 30 | 19.0 | 70% | 64% | 29.9 |
| Quantitative | 28 | 10 | 12 | 50 | 25.0 | 56% | 50% | 102 |
| Algebra | 7 | 3 | 4 | 14 | 6.0 | 50% | 45% | 32.3 |
| Geometry | 7 | 3 | 2 | 12 | 6.0 | 58% | 52% | 23.9 |
| Data, Probs, Stats | 3 | 1 | 2 | 6 | 3.0 | 50% | 46% | 13.5 |
| Fundamental Concepts | 11 | 3 | 4 | 18 | 10.0 | 61% | 57% | 32.3 |
| Reading | 30 | 7 | 3 | 40 | 28.0 | 75% | 70% | 108 |
| Key Ideas&Details | 12 | 3 | 1 | 16 | 11.0 | 75% | 70% | 43.7 |
| Craft&Structure | 18 | 4 | 2 | 24 | 17.0 | 75% | 71% | 64.3 |

Figure 4: Subject Area and Question Type Analysis

Performance Summary

| | Verbal | Quantitative | Reading | Total |
|-------------------|--------|--------------|---------|-------|
| 2020-11-19 | 752 | 698 | 692 | 2142 |
| Points to Perfect | 48 | 102 | 108 | 258 |
| Maximum Points | 800 | 800 | 800 | 2400 |

Figure 3: Subject Area and Question Type Analysis

Subject Area Analysis to Improve Total Points: Case Study Contd..

Topic-wise analysis to gain 1 points in Verbal:

- As shown in figure-5, topic-wise performance summary of Reading :
- There are 60 questions in **Synonyms** and **Analogies** and student got 45 out of 60.
 - Within in **Synonyms** there are 30 questions and student got 21 out of 30- **Synonyms** is not the strength and will require lot of effort.
- Student got = 24/30 in topic – **Analogies** then better chance i.e. more chances to get 100% over here to get all correct.
- Inference:** To get more marks in the less time, you should first focus in the **Analogies** topic.

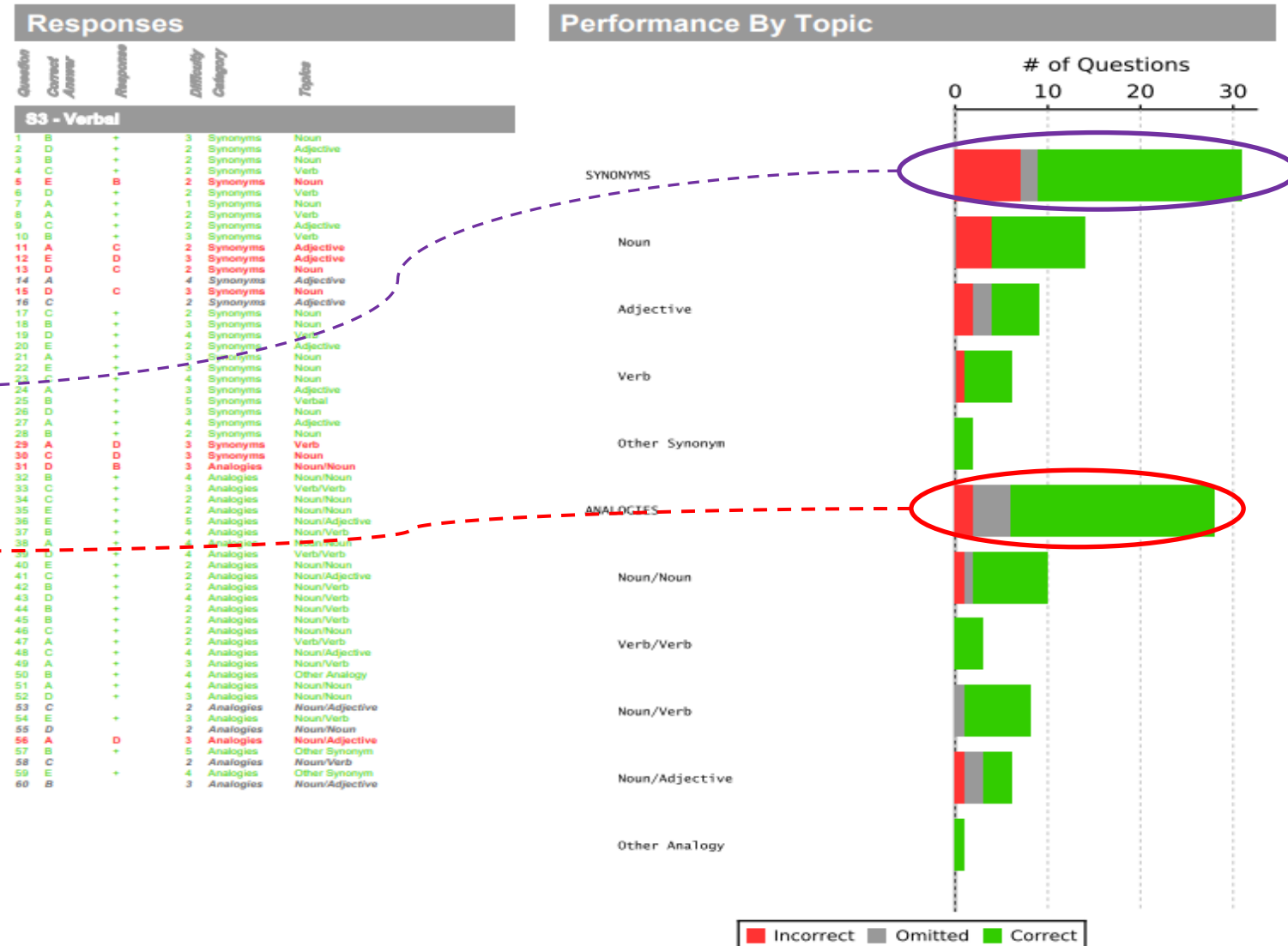


Figure 4: Topic-wise performance summary of student for subject Verbal

Subject Area Analysis to Improve Total Points: Case Study Contd..

Topic-wise analysis to gain 3 points in Quantitative:

- As shown in figure-6, topic-wise performance summary of Math :
 - There are 50 questions in **Quantitative** and student got 28 out of 50.
 - There are 05 questions in **Understanding Equations and Expressions** and student got 01 out of 05 – low chances to get 100% over here to get all correct. So **Understanding Equations and Expressions** is not the strength and will required lots of effort.
 - Student got = 02/02 in topic – **Inequalities** then 90% chances that student will get same every time.
 - Student got = 03/04 in topic – **Functions** and high chances to get 100% over here to get all correct.
 - Follow above steps to analyze your performance by topic.
 - Inference:** To get more marks in the less time, you should first focus in the **Functions** topic.

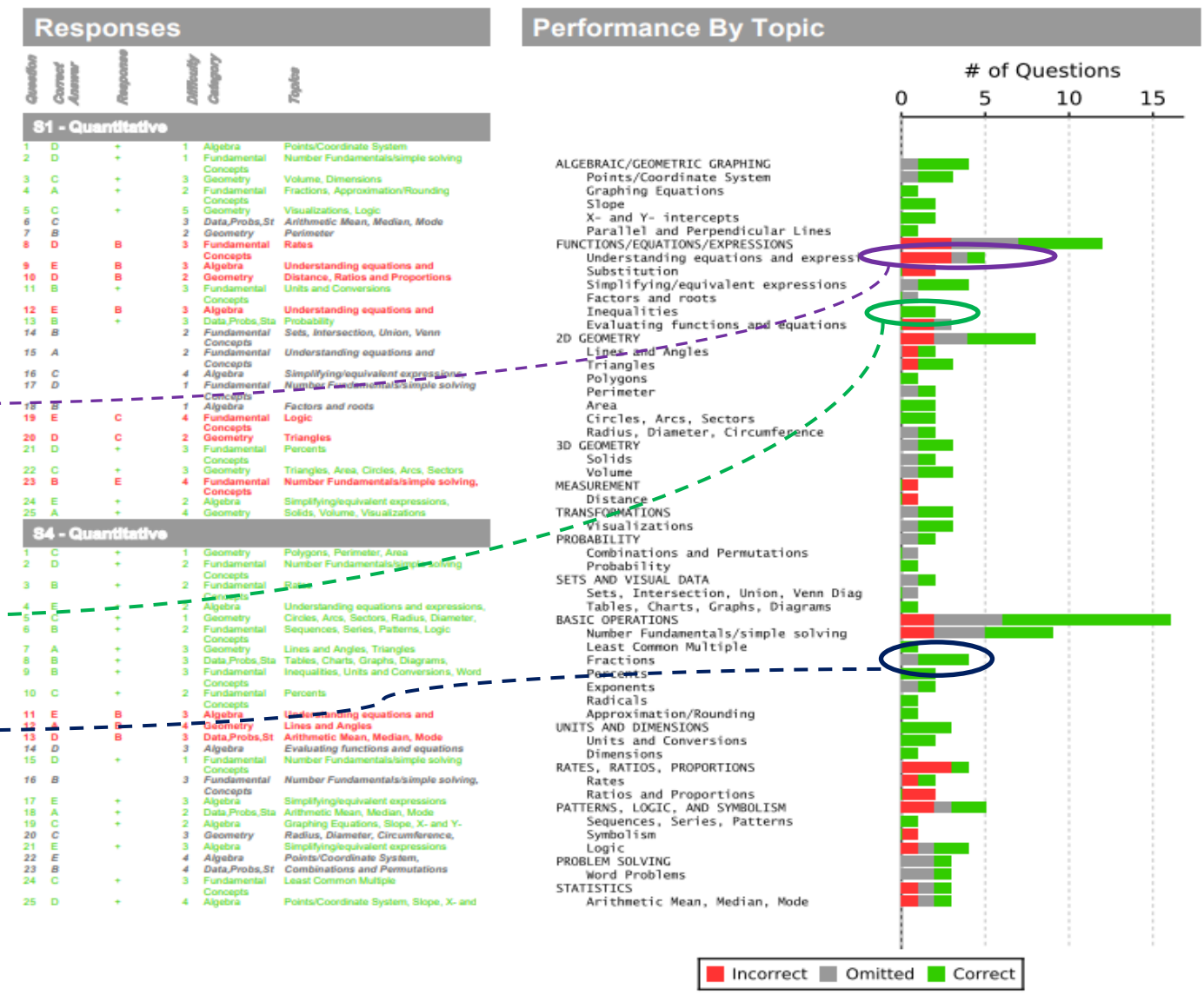


Figure 5: Topic-wise Performance Summary of Student for subject Writing & Language 9

Subject Area Analysis to Improve Total Points: Case Study Contd..

Topic-wise analysis to gain 6 points in Reading

- As shown in figure-7, topic-wise performance summary of Science :
- Student got = 06/08 in topic – **Authors Tone/Attitude** then **high chances** to get 100% over here to get all correct.
- Student got = 02/02 in topics – **Make Inference** then 90% chances that student will get same every time.
- Student got = 10/15 in topic – **Meaning of Word or Phrase** then **less chances** to get 100% over here to get all correct.
- Inference:** To get more marks in the less time, you should first focus in the **Authors Tone/Attitude** topic.

| Question | Correct Answer | Response | Difficulty | Category | Topic |
|--------------------|----------------|----------|------------|---------------|--------------------------------------------|
| 82- Reading | | | | | |
| 1 | E | + | 2 | Key | Passage 1, Determine authors purpose, |
| 2 | E | + | 3 | Key | Passage 1, Facts/Details/Content, Literary |
| 3 | B | + | 2 | Key | Passage 1, Authors Tone/Attitude, Literary |
| 4 | C | + | 3 | Key | Passage 1, Make Inferences, Literary |
| 5 | A | B | 3 | Craft&Structu | Passage 1, Meaning of word or phrase, |
| 6 | B | + | 2 | Key | Passage 2, Facts/Details/Content, Biology |
| 7 | E | + | 4 | Craft&Structu | Passage 2, Rhetorical/Literary Devices, |
| 8 | B | + | 2 | Key | Passage 2, Facts/Details/Content, Biology |
| 9 | D | + | 4 | Craft&Structu | Passage 2, Meaning of word or phrase, |
| 10 | A | + | 2 | Craft&Structu | Passage 2, Meaning of word or phrase, |
| 11 | D | B | 4 | Craft&Structu | Passage 3, Meaning of word or phrase, |
| 12 | C | + | 3 | Craft&Structu | Passage 3, Rhetorical/Literary Devices, |
| 13 | D | + | 3 | Craft&Structu | Passage 3, Rhetorical/Literary Devices, |
| 14 | A | C | 3 | Craft&Structu | Passage 3, Meaning of word or phrase, |
| 15 | E | C | 3 | Key | Passage 3, Determine authors purpose, |
| 16 | C | + | 2 | Key | Passage 4, Facts/Details/Content, Social |
| 17 | E | + | 2 | Key | Passage 4, Facts/Details/Content, Social |
| 18 | A | + | 4 | Craft&Structu | Passage 4, Meaning of word or phrase, |
| 19 | C | + | 3 | Craft&Structu | Passage 4, Authors Tone/Attitude, Social |
| 20 | B | + | 3 | Craft&Structu | Passage 4, Meaning of word or phrase, |
| 21 | B | C | 1 | Key | Passage 5, Facts/Details/Content, |
| 22 | D | C | 3 | Ideas&Details | Passage 5, Meaning of word or phrase, |
| 23 | C | + | 2 | Craft&Structu | Passage 5, Authors Tone/Attitude, Social |
| 24 | A | C | 1 | Key | Passage 5, Facts/Details/Content, |
| 25 | E | + | 2 | Craft&Structu | Passage 5, Facts/Details/Content, Social |
| 26 | C | + | 2 | Craft&Structu | Passage 6, Meaning of word or phrase, |
| 27 | D | + | 3 | Craft&Structu | Humanities/Social Sciences, Passage 6, |
| 28 | A | + | 2 | Craft&Structu | Humanities/Social Sciences, Passage 6, |
| 29 | E | + | 3 | Craft&Structu | Humanities/Social Sciences, Passage 6, |
| 30 | B | + | 2 | Key | Humanities/Social Sciences, Passage 6, |
| 31 | B | + | 1 | Craft&Structu | Passage 7, Meaning of word or phrase, |
| 32 | D | + | 2 | Craft&Structu | Passage 7, Meaning of word or phrase, |
| 33 | A | + | 2 | Craft&Structu | Passage 7, Facts/Details/Content, |
| 34 | C | + | 2 | Key | Passage 7, Comparison and Contrast, |
| 35 | E | + | 2 | Craft&Structu | Passage 7, Rhetorical/Literary Devices, |
| 36 | B | + | 3 | Key | Passage 8, Facts/Details/Content, Social |
| 37 | A | + | 3 | Craft&Structu | Passage 8, Rhetorical/Literary Devices, |
| 38 | D | + | 3 | Key | Passage 8, Facts/Details/Content, Social |
| 39 | E | + | 3 | Craft&Structu | Passage 8, Meaning of word or phrase, |
| 40 | A | + | 2 | Key | Passage 8, Authors Tone/Attitude, |

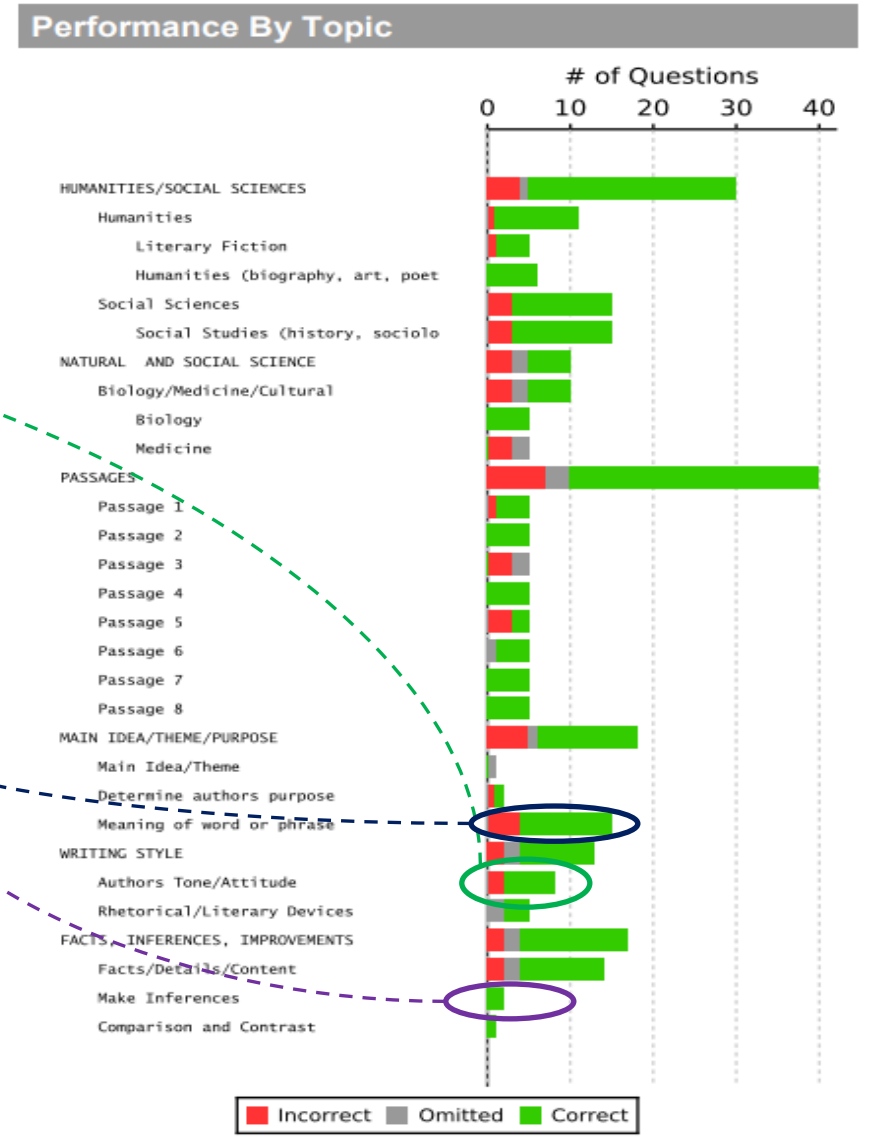


Figure 6: Topic-wise performance summary of student for subject Math 10

Preparation as per Priority

Based on the above subjects and topic analysis, student's priority of preparation should be:

- **Priority 1-** If you solve at least 01 more questions correctly in **Verbal** then your raw score will be 46 and Raw Score 46 \approx Scaled Score 779.
- **Priority 2-** If you solve at least 03 more questions correctly in **Quantitative** then your Raw Score will be 31 and Raw Score 31 \approx Scaled Score 725.
- **Priority 3-** If you solve at least 06 more questions correctly in **Reading** then your Raw Score will be 36 and Raw Score 36 \approx Scaled Score 800.
- Final SSAT Total Score will be $(779+725+800) = 2304$.

SCALED SCORES

| Raw Score | Upper Level | | | Middle Level | | |
|-------------|-------------|--------|-------|--------------|--------|-------|
| | Reading | Verbal | Math* | Reading | Verbal | Math* |
| 60 | | 800 | | | 710 | |
| 55 | | 800 | | | 710 | |
| 50 | | 779 | 800 | | 700 | 710 |
| 45 | | 752 | 782 | | 681 | 698 |
| 40 | 800 | 725 | 755 | 710 | 652 | 672 |
| 35 | 722 | 698 | 725 | 669 | 623 | 654 |
| 30 | 692 | 671 | 698 | 639 | 592 | 622 |
| 25 | 662 | 644 | 668 | 609 | 565 | 590 |
| 20 | 632 | 617 | 641 | 589 | 551 | 579 |
| 15 | 602 | 590 | 614 | 559 | 533 | 554 |
| 10 | 572 | 563 | 584 | 529 | 502 | 524 |
| 5 | 542 | 533 | 557 | 499 | 472 | 497 |
| 0 | 512 | 506 | 530 | 469 | 449 | 470 |
| -5 or lower | 500 | 500 | 500 | 440 | 440 | 440 |

*Both math sections have been combined. Add together both of your scores for those sections.

Figure 7: SSAT Scale Score provided by SSAT.

Conclusion

As per the full analysis we reached to the conclusion, if we use these strategies there is a high possibility of achieving the targeted score.

Here is the final strategy:

- Decide the target score goal.
- Take the mock-up test.
- Find the difference between the Test score and Targeted score.
- Analyze the mock-up test.
- Identify the strong and areas of improvement in subject-wise and topic-wise.
- Prepare first high priority subject and topics.
- Take practice individual subject test to check the improvement.
- Take full length test before actual test.

Appendix: Resources

- **About College Board SSAT**
<https://collegereadiness.collegeboard.org/ssat>
- **Socrato's Brand New SSAT Diagnostics Report**
https://www.socrato.com/websitecms/wp-content/uploads/2018/05/Sample-Student_1-CollegeBoard-rSAT-2016-Sample-Test-4-NR-2018.05.02-1.pdf
- **SSAT Mock-up Test**
https://www.socrato.com/socrato/tests/tests/browse/?frm_advanced_search=1&exam_category=48
- **More Information about SSAT**
<https://collegereadiness.collegeboard.org/pdf/test-specifications-redesigned-ssat-1.pdf>

Thank You

**Feedback, Comments, Questions?
Contact Us:**

info@socrato.com

support@socrato.com

1-978-633-7258

