

Socrato SAT (2016) vs ACT (2019-05-22)

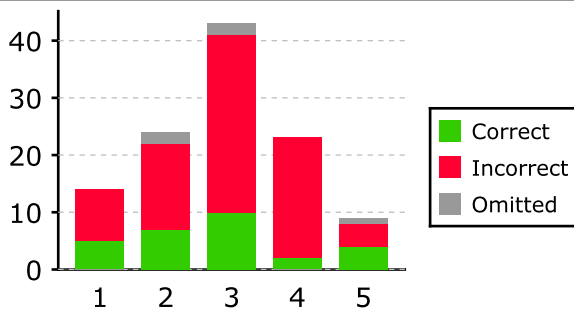
Comparison Summary

SAT Max Score: 1600 Total Score: 720 ACT Equivalent: 13		You Scored Higher on the SAT		ACT Max Score: 36 Composite: 12 SAT Equivalent: 670	
<i>Math</i>		<i>Evidence-Based Reading & Writing</i>			
SAT	430			<i>Total</i>	
		290		720	
<i>Reading</i>		<i>Writing</i>		<i>Math</i>	
SAT Test Scores	13	16			21
<i>Reading</i>		<i>English</i>	<i>Math</i>	<i>Science</i>	
ACT	12	10	16	11	
				<i>Composite</i>	
				12	

SAT section scores are reported on the traditional 200-800 scale. SAT test scores are reported on a 10-40 scale. Both sets of scores are reported by College Board and are required to convert redesigned SAT to previous SAT scores.

ACT Overview

By Difficulty

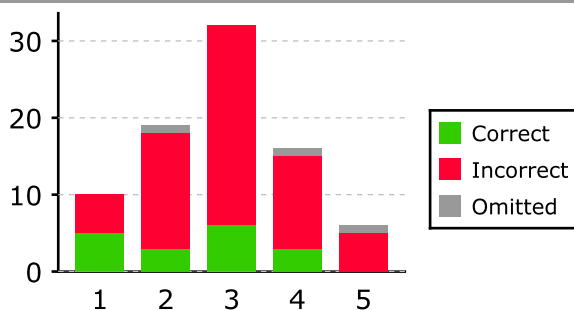


Information that Will Help You Increase Your ACT Score

If your score was low because you did not finish all of the questions, you can dramatically improve your score by learning how to pick up your speed. To score high on the ACT you have to process the material quickly. The ACT offers considerably less time than the SAT does to answer far more questions than the SAT presents. If you did very well on the work that you completed, but did not finish the test, consider focusing on how to pick up your speed.

SAT Overview

By Difficulty



Information that Will Help You Increase Your SAT Score

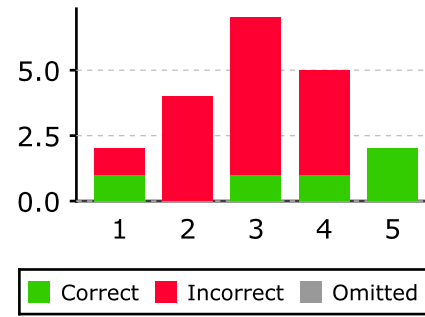
To score high on the SAT you have to unravel tricky questions that are designed to confuse you. If you missed questions because you misunderstood what was being asked, but understood the material you were asked to make sense of, then focus on how to discern what an SAT question is really asking. The SAT presents convoluted questions to measure your reasoning skills; make sure you're crystal clear on what's being asked before you start to solve the problem.

Section Summary — ACT Reading

Summary

Your Score:	12
Percentile:	7
Correct:	5
Incorrect:	15
Omitted:	0
% Correct:	25%

By Difficulty



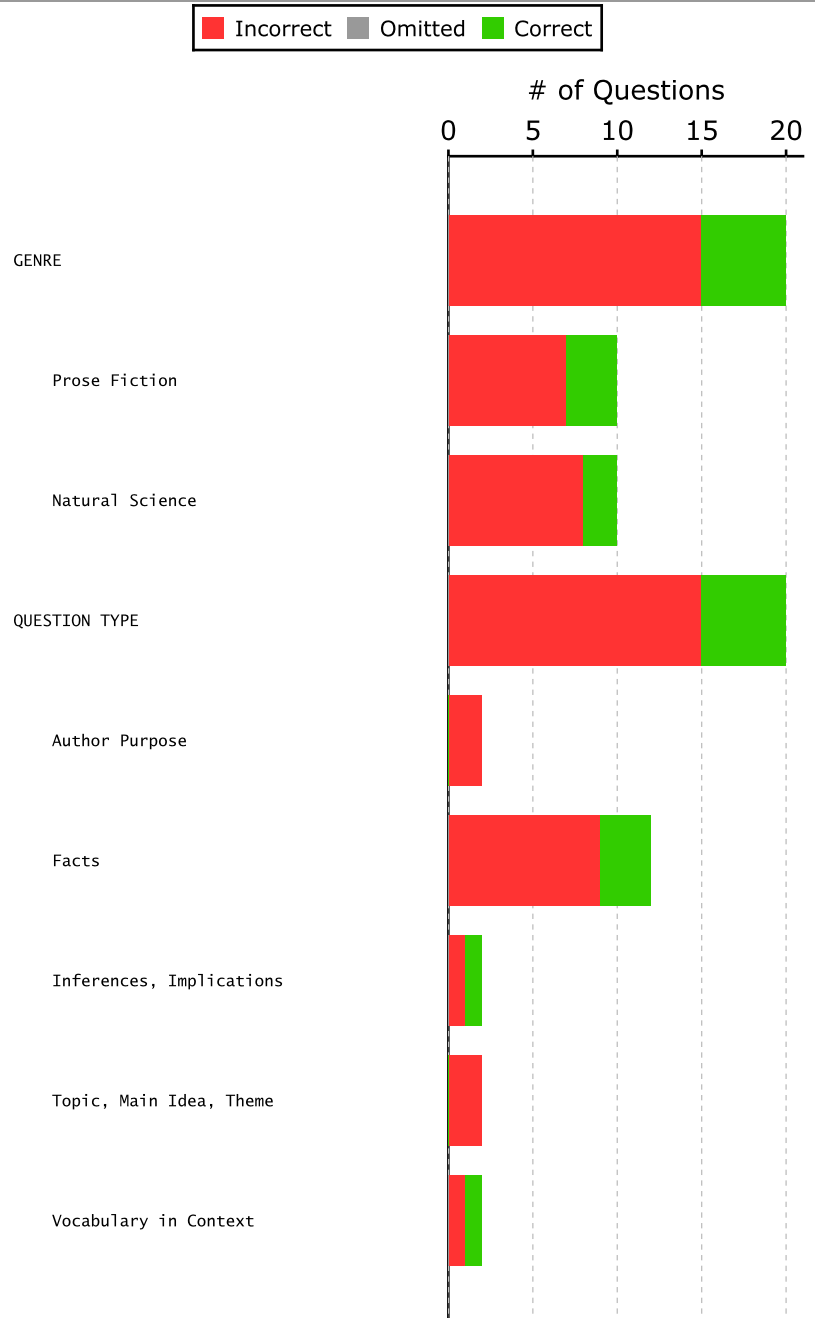
To Improve ACT Reading Score

If you did not finish all the work but correctly answered 80 percent of the questions you completed, focus on picking up your speed. You have 35 minutes to read four different passages (approximately 850 words) and answer 40 questions. While doing homework each night, work on bringing more focus and speed to your reading assignments.

Responses

Question	Correct Answer	Response	Difficulty	Category
Section 5- ACT Reading				
1	B	A	1	ART/LIT Prose Fiction, Topic, Main Idea,
2	G	+	1	ART/LIT Prose Fiction, Facts
3	C	+	3	ART/LIT Prose Fiction, Inferences, Implications
4	G	J	4	ART/LIT Prose Fiction, Author Purpose
5	B	D	3	ART/LIT Prose Fiction, Facts
6	G	J	2	ART/LIT Prose Fiction, Facts
7	C	D	2	ART/LIT Prose Fiction, Author Purpose
8	J	+	5	ART/LIT Prose Fiction, Vocabulary in Context
9	B	D	4	ART/LIT Prose Fiction, Facts
10	G	H	3	ART/LIT Prose Fiction, Facts
11	A	C	2	Social Studies/Sciences (SS) Natural Science, Facts
12	G	H	4	Social Studies/Sciences (SS) Natural Science, Inferences,
13	D	B	3	Social Studies/Sciences (SS) Natural Science, Topic, Main Idea,
14	H	G	3	Social Studies/Sciences (SS) Natural Science, Vocabulary in
15	B	+	5	Social Studies/Sciences (SS) Natural Science, Facts
16	J	F	4	Social Studies/Sciences (SS) Natural Science, Facts
17	A	+	4	Social Studies/Sciences (SS) Natural Science, Facts
18	H	G	3	Social Studies/Sciences (SS) Natural Science, Facts
19	B	A	2	Social Studies/Sciences (SS) Natural Science, Facts
20	J	G	3	Social Studies/Sciences (SS) Natural Science, Facts

Performance By Topic

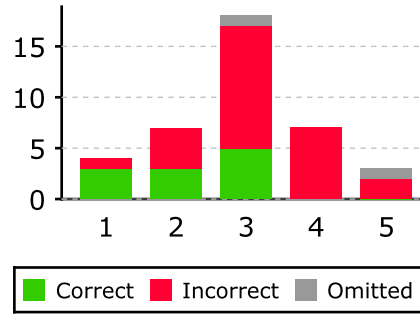


Section Summary — ACT English

Summary

Your Score: **10**
 Percentile: **7**
 Correct: **11**
 Incorrect: **26**
 Omitted: **2**
 % Correct: **28%**

By Difficulty



To Improve ACT English Score

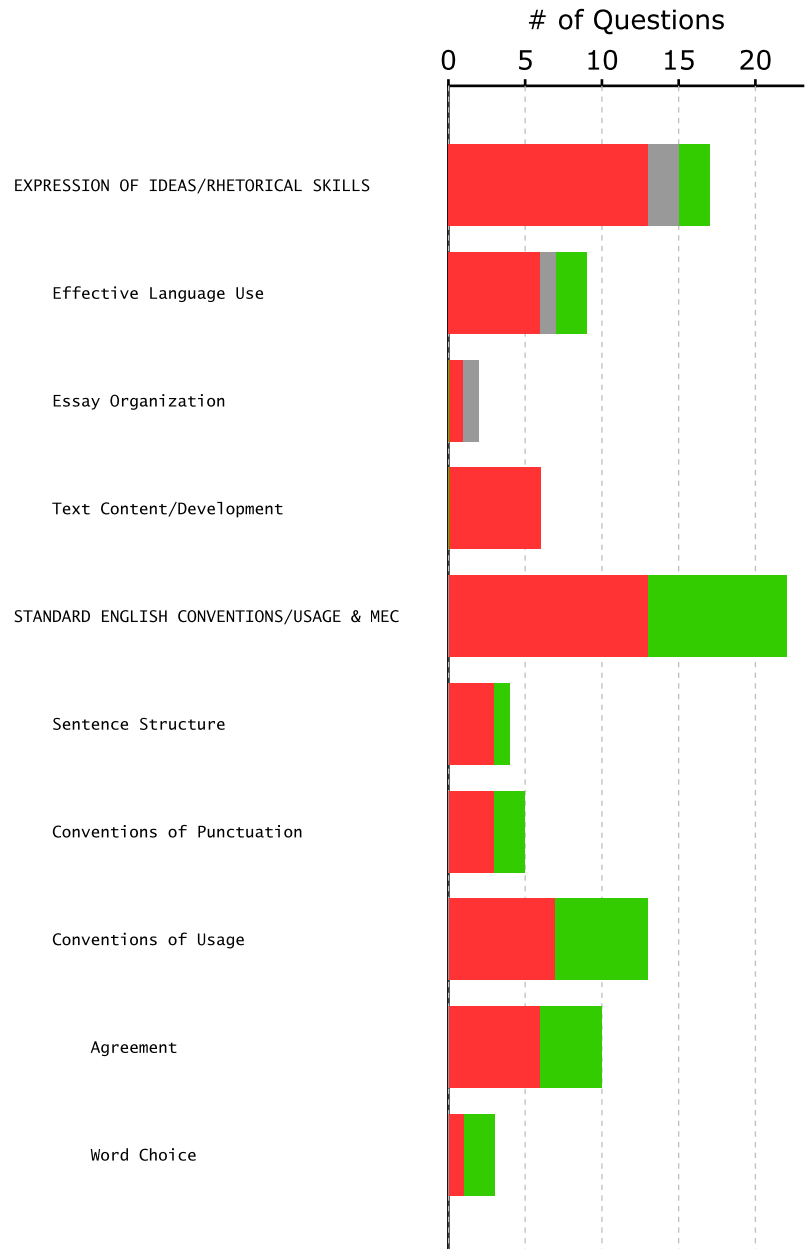
If you did not score as high as you would have liked, focus on removing unnecessary text. Sixty percent of the correct answer choices on this test pertain to removing unnecessary words and punctuation. Just over 20 percent of the sentences are grammatically correct and do not need to be changed.

Responses

Question	Correct Answer	Response	Difficulty	Category
Section 1 - ACT English				
1	B	+	1	UM Agreement
2	F	G	4	RHSKILL Text Content/Development
3	A	+	3	RHSKILL Agreement
4	H	G	4	UM Effective Language Use
5	D	B	5	RHSKILL Effective Language Use
6	G	F	4	UM Agreement
7	D	B	3	UM Agreement
8	F	G	3	RHSKILL Text Content/Development
9	C	+	1	RHSKILL Effective Language Use
10	J	G	2	RHSKILL Effective Language Use
11	B	D	3	UM Sentence Structure
12	F	H	3	RHSKILL Effective Language Use
13	A	C	3	UM Agreement
14	J	G	1	UM Word Choice
15	B	+	2	UM Agreement
16	G	+	2	UM Word Choice
17	B	+	1	UM Conventions of Punctuation
18	H	G	2	UM Agreement
19	B	+	3	RHSKILL Effective Language Use
20	J	G	3	UM Agreement
21	D		5	RHSKILL Essay Organization
22	F	H	4	UM Agreement
23	C	+	3	UM Conventions of Punctuation
24	H	+	2	UM Word Choice
25	C	B	3	RHSKILL Text Content/Development
26	H	G	3	RHSKILL Text Content/Development
27	D	C	3	UM Sentence Structure
28	F	H	5	RHSKILL Text Content/Development
29	C	B	3	RHSKILL Sentence Structure
30	G	+	3	UM Agreement
31	D	C	3	UM Conventions of Punctuation
32	F	H	4	RHSKILL Essay Organization
33	B		3	RHSKILL Effective Language Use
34	H	G	2	RHSKILL Conventions of Punctuation
35	A	B	4	RHSKILL Effective Language Use
36	J	H	3	UM Conventions of Punctuation
37	C	+	3	UM Sentence Structure
38	J	G	4	RHSKILL Effective Language Use
39	A	C	2	RHSKILL Text Content/Development

Performance By Topic

Incorrect Omitted Correct



Section Summary — ACT Math

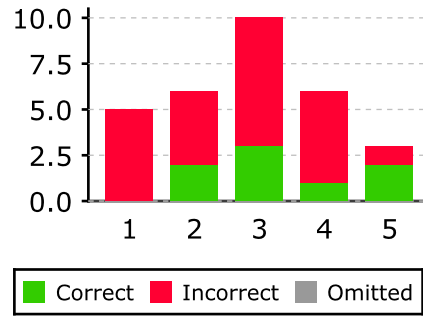
Summary

Your Score: **16**
Percentile: **27**

Correct: **8**
Incorrect: **22**

Omitted: **0**
% Correct: **27%**

By Difficulty



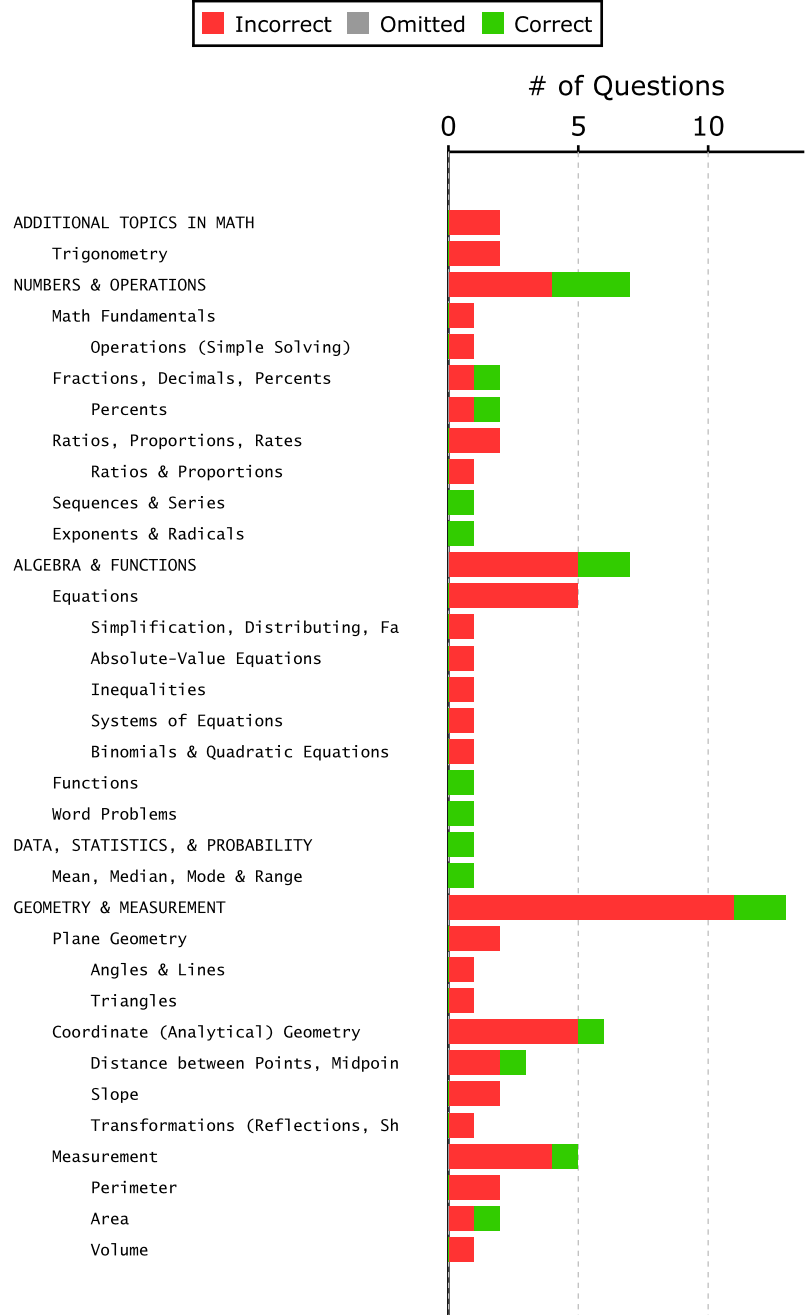
To Improve ACT Math Score

If you did not score as high as you would have liked, memorize the basic formulas you learned in Algebra I, Geometry, Algebra II and Trigonometry. The ACT does not provide formulas. When you practice ACT questions, make sure to note the math topics and the necessary formulas; this will help you to memorize them.

Responses

Question	Correct Answer	Response	Difficulty	Category
Section 3 - ACT Math				
1	B	A	1	NUM/OP Operations (Simple Solving)
2	H	G	1	NUM/OP Ratios & Proportions
3	D	C	1	GEO Angles & Lines
4	K	J	3	ALG Simplification, Distributing,
5	C	E	2	GEO Volume
6	K	+	2	DATA Mean, Median, Mode & Range
7	E	+	2	ALG Exponents & Radicals
8	J	K	3	GEO Transformations (Reflections,
9	A	D	2	ALG Inequalities
10	H	J	2	ALG Slope
11	B	C	3	ALG Binomials & Quadratic Equations
12	G	H	3	GEO Area
13	B	C	4	ALG Slope
14	J	G	2	ALG Absolute-Value Equations
15	D	B	1	DATA Percents
16	G	+	4	DATA Percents
17	A	+	3	ALG Functions
18	H	F	3	GEO Perimeter
19	D	B	4	GEO Distance between Points, Midpoint
20	G	+	3	ALG Word Problems
21	B	C	1	GEO Triangles
22	F	H	3	GEO Ratios, Proportions, Rates
23	A	D	3	GEO Trigonometry
24	F	J	4	GEO Distance between Points, Midpoint
25	E	C	4	DATA Perimeter
26	H	+	3	ALG Distance between Points, Midpoint
27	B	D	4	GEO Trigonometry
28	J	+	5	DATA Sequences & Series
29	B	C	5	ALG Systems of Equations
30	H	+	5	GEO Area

Performance By Topic

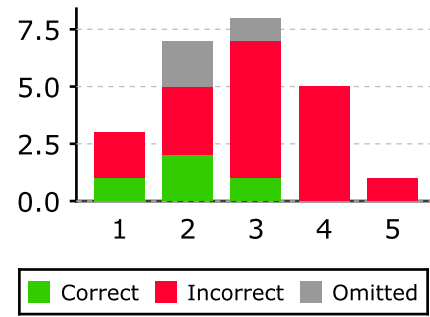


Section Summary — ACT Science

Summary

Your Score: **11**
 Percentile: **4**
 Correct: **4**
 Incorrect: **17**
 Omitted: **3**
 % Correct: **17%**

By Difficulty



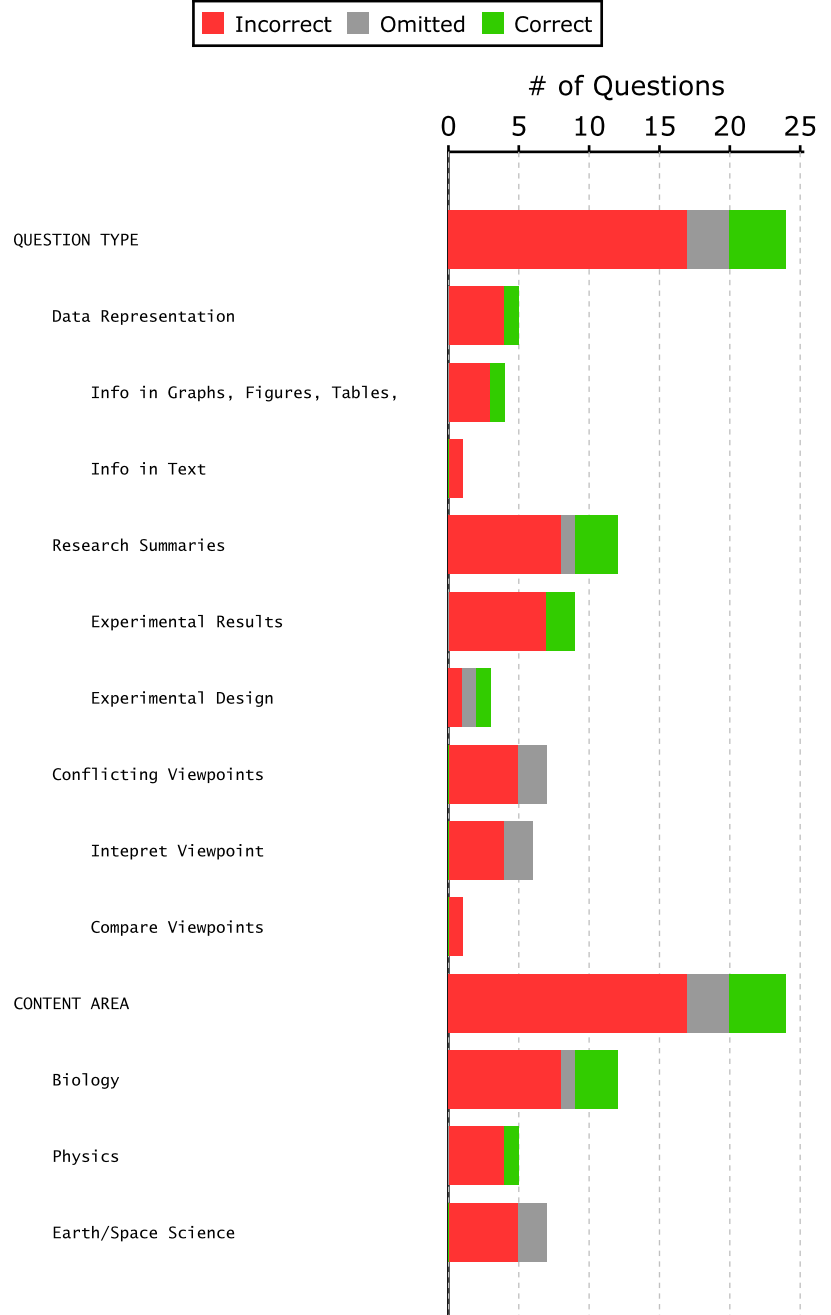
To Improve ACT Science Score

If you were unable to finish the test, but got 80 percent of what you completed correct, then consider staying with the ACT. Take no more than 45 seconds to skim a passage and then go to the questions and look for answers in the figures, tables and graphs.

Responses

Question	Correct Answer	Response	Difficulty	Category
Section 8 - ACT Science				
1	A	+	1	SCIENCE Experimental Results, Biology
2	J	G	1	SCIENCE Experimental Design, Biology
3	B	C	5	SCIENCE Experimental Results, Biology
4	G	J	2	SCIENCE Experimental Results, Biology
5	A	D	2	SCIENCE Experimental Results, Biology
6	J	+	2	SCIENCE Experimental Results, Biology
7	A	D	1	SCIENCE Info in Graphs, Figures,
8	H	+	2	SCIENCE Info in Graphs, Figures,
9	D	C	2	SCIENCE Info in Graphs, Figures,
10	H	F	4	SCIENCE Info in Graphs, Figures,
11	C	B	3	SCIENCE Info in Text, Physics
12	F		2	SCIENCE Interpret Viewpoint, Earth/Space
13	A	C	3	SCIENCE Compare Viewpoints, Earth/Space
14	F	H	4	SCIENCE Interpret Viewpoint, Earth/Space
15	C		2	SCIENCE Interpret Viewpoint, Earth/Space
16	H	G	3	SCIENCE Interpret Viewpoint, Earth/Space
17	A	B	4	SCIENCE Interpret Viewpoint, Earth/Space
18	J	H	3	SCIENCE Interpret Viewpoint, Earth/Space
19	B	C	4	SCIENCE Experimental Results, Biology
20	J		3	SCIENCE Experimental Design, Biology
21	C	B	3	SCIENCE Experimental Results, Biology
22	F	H	3	SCIENCE Experimental Results, Biology
23	A	B	4	SCIENCE Experimental Results, Biology
24	H	+	3	SCIENCE Experimental Design, Biology

Performance By Topic



Section Summary — SAT Reading

Summary

Your Score: **130**

Percentile:

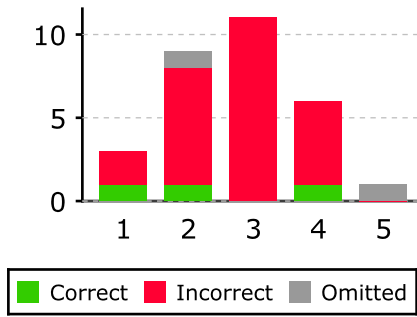
Correct: **3**

Incorrect: **25**

Omitted: **2**

% Correct: **10%**

By Difficulty



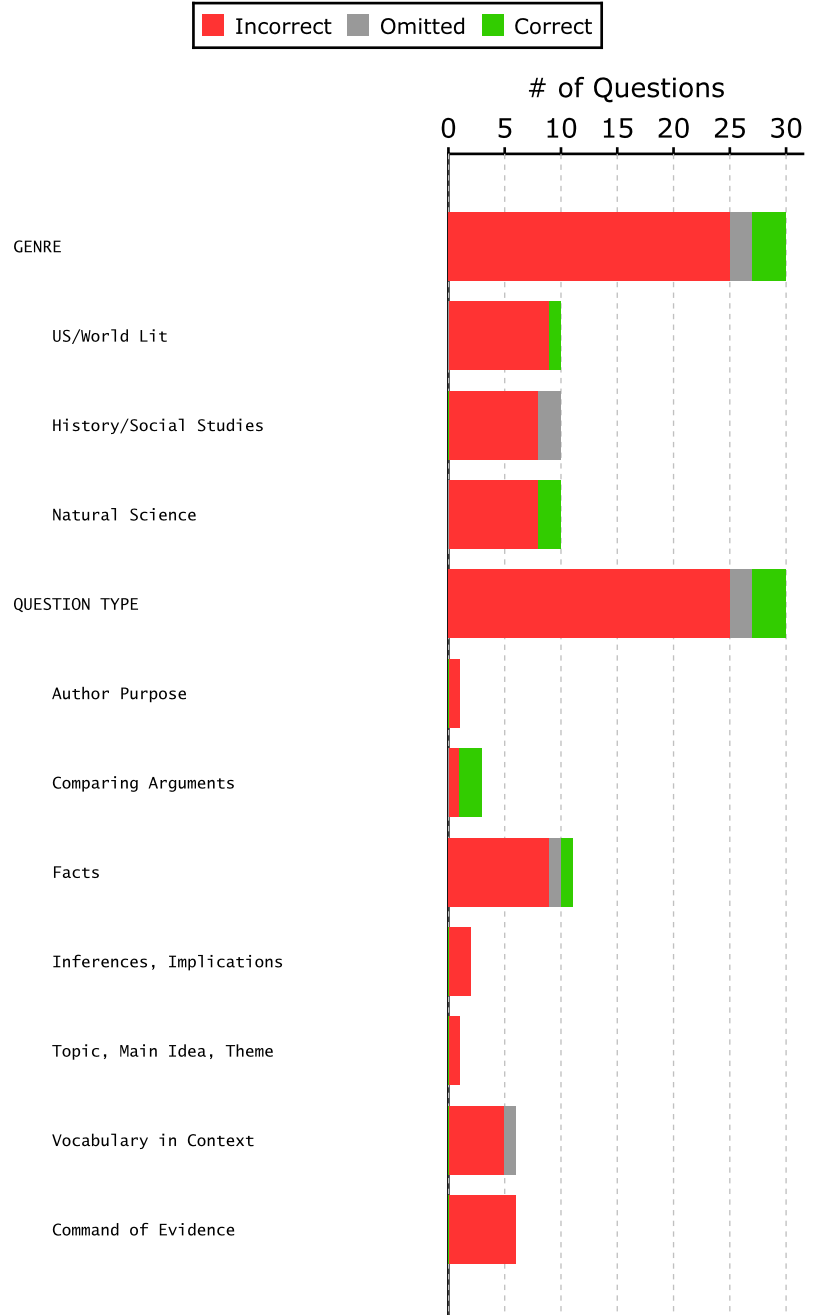
To Improve SAT Reading Score

As you read each of the five sections look to understand the author's point of view. Read to grasp what's stated and what's implied. All of the reading questions fall into three categories: 1) information and ideas, 2) rhetoric (how the language is used), 3) synthesis (comparison questions). As you read keep in mind that all of the questions will be based in these three categories.

Responses

Question	Correct Answer	Response	Difficulty	Category
Section 2 - SAT Reading				
1	B	A	3	LIT US/World Lit, Author Purpose
2	A	B	3	LIT US/World Lit, Vocabulary in
3	D	C	3	LIT US/World Lit, Inferences,
4	B	D	3	LIT US/World Lit, Command of
5	C	D	3	LIT US/World Lit, Facts
6	B	D	3	LIT US/World Lit, Command of
7	B	D	4	LIT US/World Lit, Vocabulary in
8	A	C	3	LIT US/World Lit, Topic, Main Idea,
9	A	C	2	LIT US/World Lit, Facts
10	C	+	4	LIT US/World Lit, Facts
11	B	C	2	HIST/SS History/Social Studies, Vocabulary
12	D	C	3	HIST/SS History/Social Studies, Facts
13	A	C	3	HIST/SS History/Social Studies, Command
14	A	B	4	HIST/SS History/Social Studies, Facts
15	C	B	2	HIST/SS History/Social Studies, Facts
16	A	B	1	HIST/SS History/Social Studies, Facts
17	C		2	HIST/SS History/Social Studies, Facts
18	D	B	4	HIST/SS History/Social Studies, Command
19	D		5	HIST/SS History/Social Studies, Vocabulary
20	B	C	3	HIST/SS History/Social Studies, Inferences,
21	D	C	2	SCIENCE Natural Science, Facts
22	A	B	2	SCIENCE Natural Science, Command of
23	D	B	2	SCIENCE Natural Science, Vocabulary in
24	B	C	4	SCIENCE Natural Science, Facts
25	B	C	2	SCIENCE Natural Science, Command of
26	C	B	1	SCIENCE Natural Science, Vocabulary in
27	D	C	4	SCIENCE Natural Science, Facts
28	B	+	1	SCIENCE Natural Science, Comparing
29	C	+	2	SCIENCE Natural Science, Comparing
30	D	B	3	SCIENCE Natural Science, Comparing

Performance By Topic



Section Summary — SAT Writing

Summary

Your Score: **160**

Percentile:

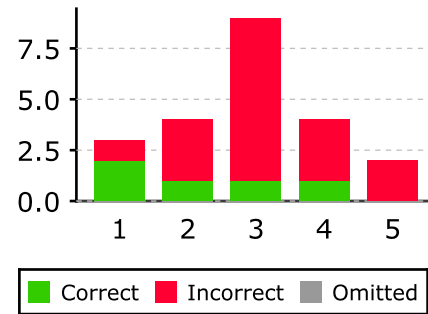
Correct: **5**

Incorrect: **17**

Omitted: **0**

% Correct: **23%**

By Difficulty



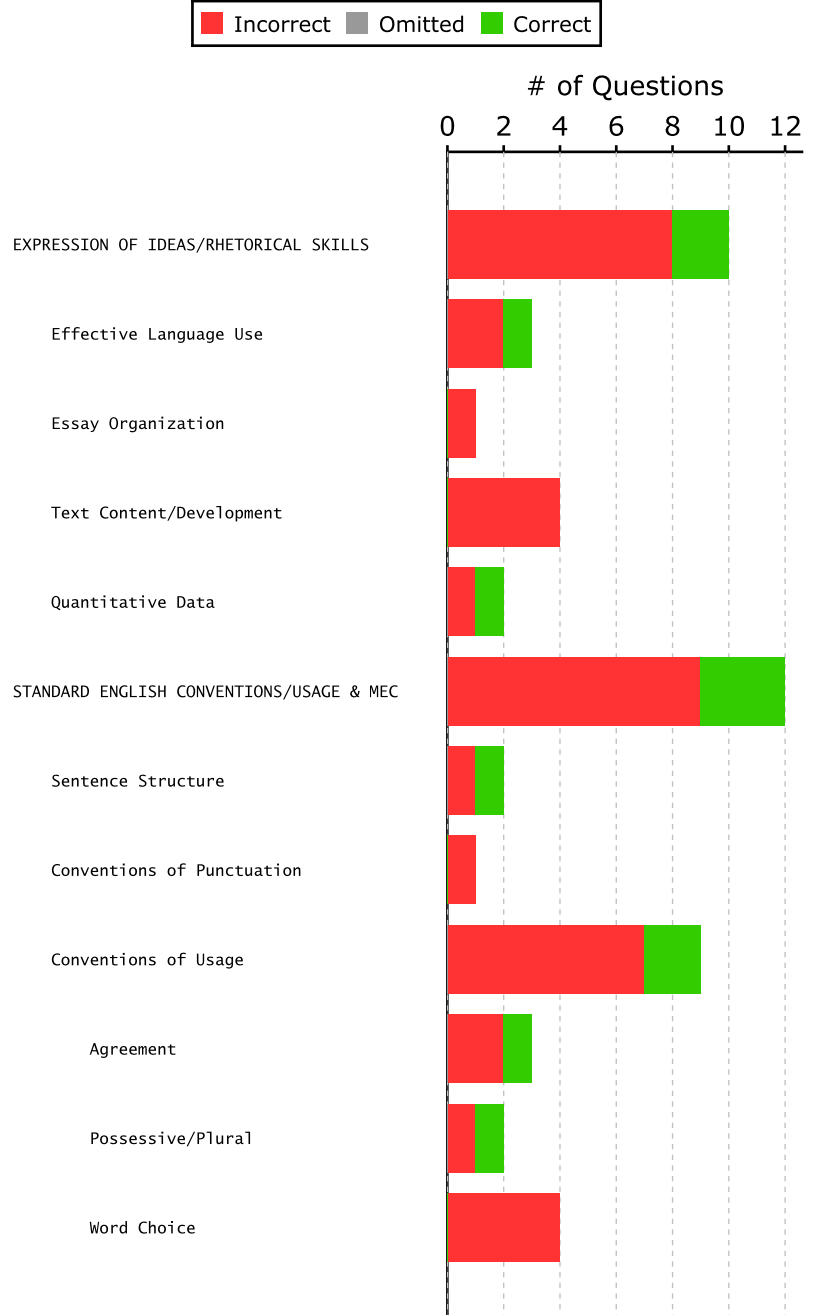
To Improve SAT Language Score

Read an entire paragraph before attempting to answer a question. By reading the paragraph first you'll grasp the tense to use, the words to delete, the information to add, how best to combine sentences, add a sentence, or end a passage. The trick is not to rush and to fully understand the essay you're editing.

Responses

Question	Correct Answer	Response	Difficulty	Category
Section 4 - SAT Writing				
1	C	A	3	SCIENCE Conventions of Punctuation
2	B	+	2	SCIENCE Agreement
3	B	C	2	SCIENCE Sentence Structure
4	D	+	3	SCIENCE Quantitative Data
5	C	D	3	SCIENCE Quantitative Data
6	A	D	4	SCIENCE Text Content/Development
7	A	D	3	SCIENCE Text Content/Development
8	D	+	1	SCIENCE Effective Language Use
9	C	+	4	SCIENCE Sentence Structure
10	C	+	1	SCIENCE Possessive/Plural
11	A	B	4	SCIENCE Text Content/Development
12	C	B	3	HIST/SS Text Content/Development
13	A	B	3	HIST/SS Word Choice
14	D	B	3	HIST/SS Effective Language Use
15	D	A	2	HIST/SS Word Choice
16	C	A	2	HIST/SS Possessive/Plural
17	D	B	4	HIST/SS Word Choice
18	C	B	5	HIST/SS Effective Language Use
19	B	C	3	HIST/SS Word Choice
20	B	C	1	HIST/SS Agreement
21	A	D	5	HIST/SS Agreement
22	C	D	3	HIST/SS Essay Organization

Performance By Topic



Section Summary — SAT Math

Summary

Your Score: **430**

Percentile:

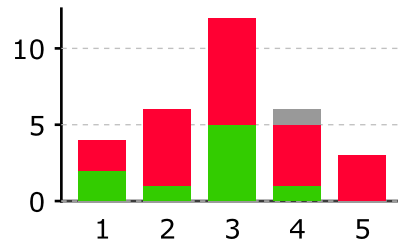
Correct: **9**

Incorrect: **21**

Omitted: **1**

% Correct: **29%**

By Difficulty



Correct Incorrect Omitted

To Improve SAT Math Score

SAT Math is all about understanding data and statistics. Students should review different data types -- two-way tables, bar graphs, line graphs, and histograms, for example -- to ensure that they understand the data provided. Rereading these types of questions is also highly recommended.

Responses

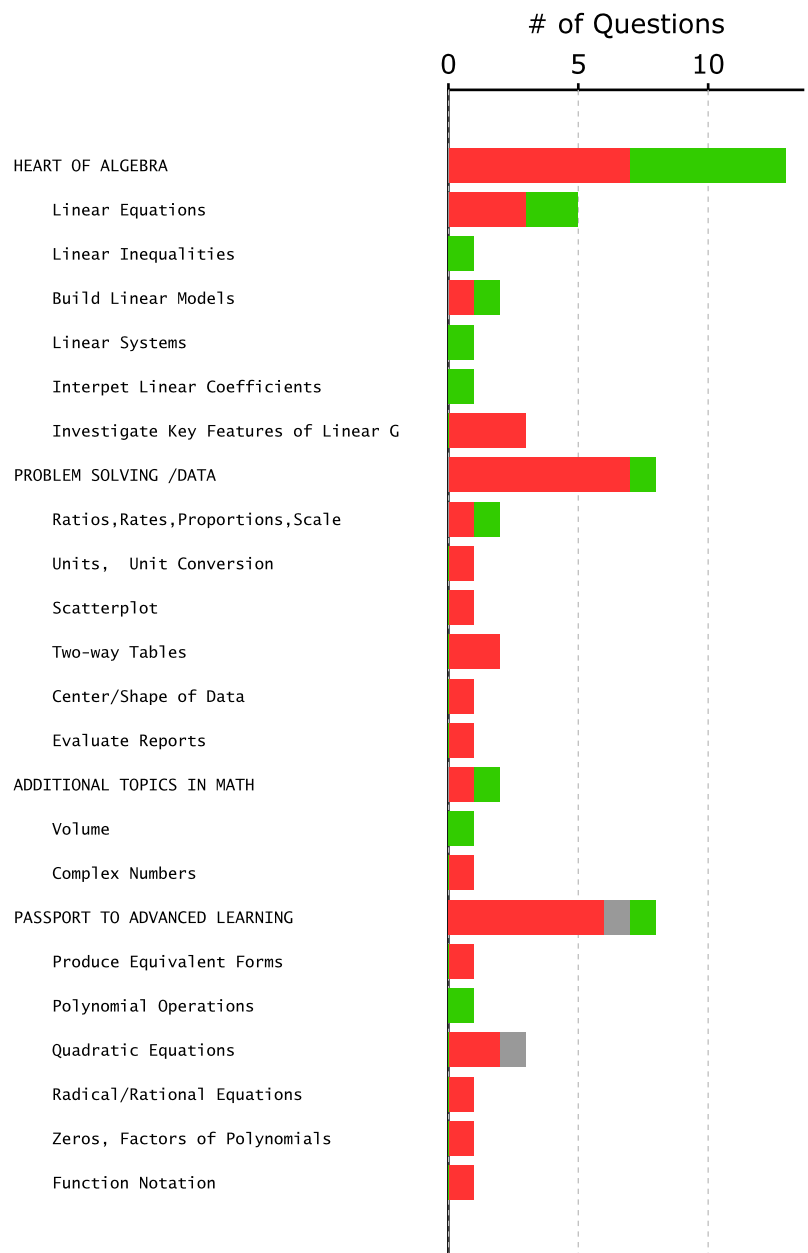
Question	Correct Answer	Response	Difficulty	Category
Section 7 - SAT Math (Calc)				
1	B	A	1	PSDATA Investigate Key Features of Linear
2	B	+	2	HEARTA Linear Equations
3	C	+	1	HEARTA Linear Systems
4	B	D	2	PSDATA Units, Unit Conversion
5	C	D	2	PSDATA Ratios,Rates,Proportions,Scale
6	A	D	2	HEARTA Investigate Key Features of Linear
7	D	+	3	HEARTA Interpet Linear Coefficients
8	D	C	3	HEARTA Scatterplot
9	B	C	1	PSDATA Center/Shape of Data
10	B	C	3	PSDATA Two-way Tables
11	B	+	3	PSDATA Ratios,Rates,Proportions,Scale
12	C	B	5	PSDATA Two-way Tables
13	D	A	4	PSDATA Evaluate Reports
14	D	B	4	PSDATA Investigate Key Features of Linear
15	B	+	3	HEARTA Linear Equations
16	A	+	3	ADTOPIC Volume
17	12	7	3	HEARTA Linear Equations
18	1	8	2	ADMATH Function Notation
19	2	8	5	ADMATH Quadratic Equations
20	6.25		4	ADMATH Quadratic Equations

Section 6 - SAT Math (NC)

1	A	+	1	HEARTA Build Linear Models
2	C	B	3	HEARTA Linear Equations
3	B	C	3	ADMATH Produce Equivalent Forms
4	D	+	3	HEARTA Linear Inequalities
5	C	D	2	HEARTA Linear Equations
6	B	D	4	HEARTA Build Linear Models
7	C	+	4	ADMATH Polynomial Operations
8	D	C	3	ADMATH Quadratic Equations
9	.667 or 2/3 or .666	2	3	ADMATH Radical/Rational Equations
10	8	1	5	ADTOPIC Complex Numbers
11	3	2	4	ADMATH Zeros, Factors of Polynomials

Performance By Topic

Incorrect Omitted Correct



ACT vs SAT Overview

Subject Area & Question Type Analysis

Question Type	Correct	Wrong	Omit	Total	Raw	%Raw	Approx. Scaled Percentil
ACT Reading	5	15	0	20	5.0	25%	7 12
Social Studies/Sciences (SS)	2	8	0	10	2.0	20%	
Arts/Literature	3	7	0	10	3.0	30%	
ACT Math	8	22	0	30	8.0	27%	27 16
Algebra & Functions	4	7	0	11	4.0	36%	
Geometry & Measurement	1	11	0	12	1.0	8%	
Data, Statistics & Probability	3	2	0	5	3.0	60%	
Numbers & Operations	0	2	0	2	0.0	0%	
ACT English	11	26	2	39	11.0	28%	7 10
Usage/Mechanics (UM)	8	12	0	20	8.0	40%	
Rhetorical Skills (RH)	3	14	2	19	3.0	16%	
ACT Science	4	17	3	24	4.0	17%	4 11
Science	4	17	3	24	4.0	17%	
SAT Writing	5	17	0	22	5.0	23%	160
Science	5	6	0	11	5.0	45%	
History / Social Studies	0	11	0	11	0.0	0%	
SAT Math	9	21	1	31	9.0	29%	430
Heart of Algebra	6	6	0	12	6.0	50%	
Additional Topics in Math	1	1	0	2	1.0	50%	
Passport to Advance Math	1	6	1	8	1.0	12%	
Problem Solving & Data Analysis	1	8	0	9	1.0	11%	
SAT Reading	3	25	2	30	3.0	10%	130
Science	2	8	0	10	2.0	20%	
US / World Literature	1	9	0	10	1.0	10%	
History / Social Studies	0	8	2	10	0.0	0%	

An explanation of the SAT Scoring Scale

The SAT Math Section is scored on the traditional 200 to 800 scale. The SAT Language and SAT Reading sections are scored from 10 to 40. Students can calculate their points earned on these sections by multiplying their score by 10. For example, a student who scores 33 on the SAT Reading earns 330 points out of a possible 400 available on that section.

Why Wrong and Omitted Answers Are Noted in Red and Gray

There is no penalty for wrong answers on either the redesigned SAT or the ACT; points are not deducted for incorrect answers. Therefore, omitted answers are noted in red. This coloring is to remind students that they should never skip a question. If the student runs out of time, they should bubble answer choices for all of the questions