

Name	Demo Student
Test	PSAT Form #1
Date	2019-10-22

## rPSAT Diagnostic

### Big Picture — Your Scores, Practice History, and Trends

#### Performance Summary

	Reading Test	W & L Test	Math Test	Total	Math Section Score	EBRW Section
	8-38	8-38	8-38	320-1520	160-760	160-760
2019-10-22	35	32	34.5	1360	690	670
Points to Improve	3	6	3.5	160	70	90

#### Practice Summary

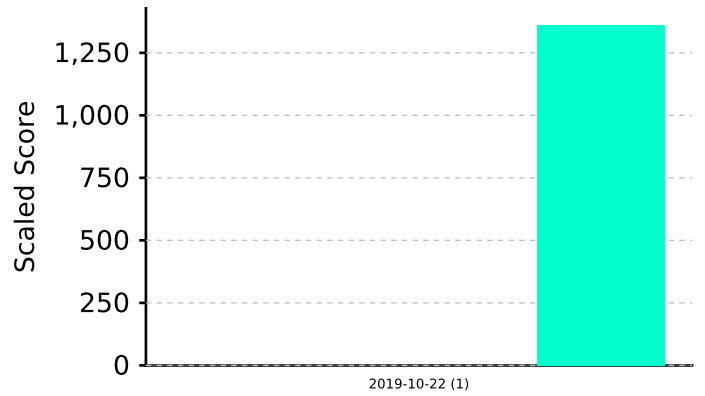
		Reading Test Score	W & L Test Score	Math Test Score	Total	EBRW Section Score	Math Section Score
		8-38	8-38	8-38	320-1520	160-760	160-760
2019-10-22	PSAT Form #1 - RPSAT sample test #1 (4)	35	32	34.5	1360	670	690
Best		35	32	34.5	1360	670	690

#### Performance By Difficulty



2019-10-22 - rPSAT Diagnostic 2015 Practice Test 1(Form 1)

#### Confidence History (Total)



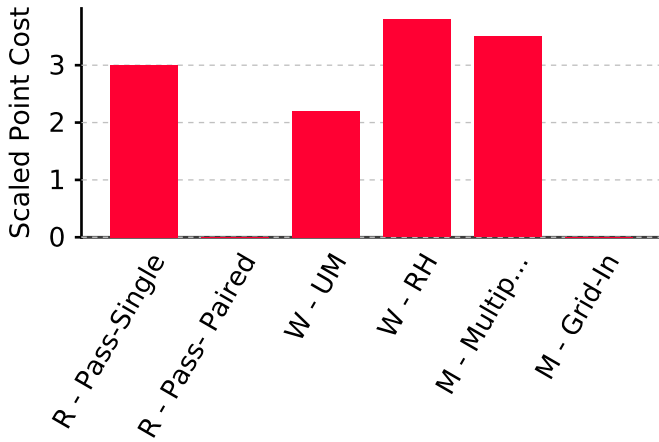
Pre Post Actual

#### Notes

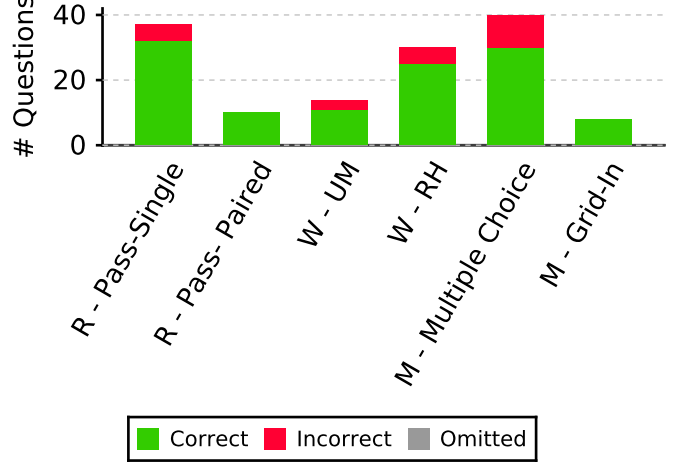
Name	Demo Student
Test	PSAT Form #1
Date	2019-10-22

## Current Test Analysis — rPSAT Diagnostic 2015 Practice Test 1(Form 1)

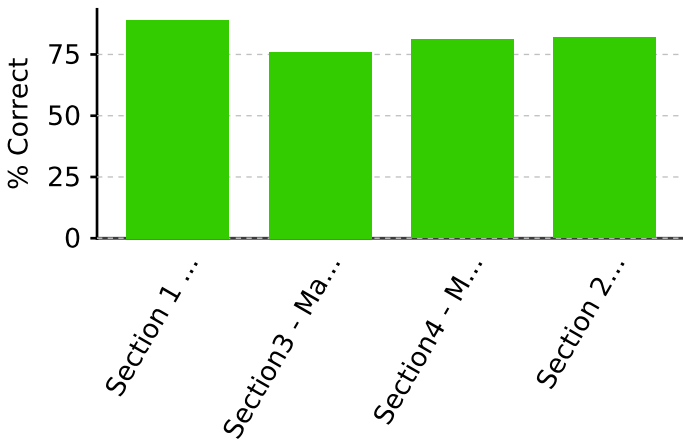
### Point Cost By Question Type



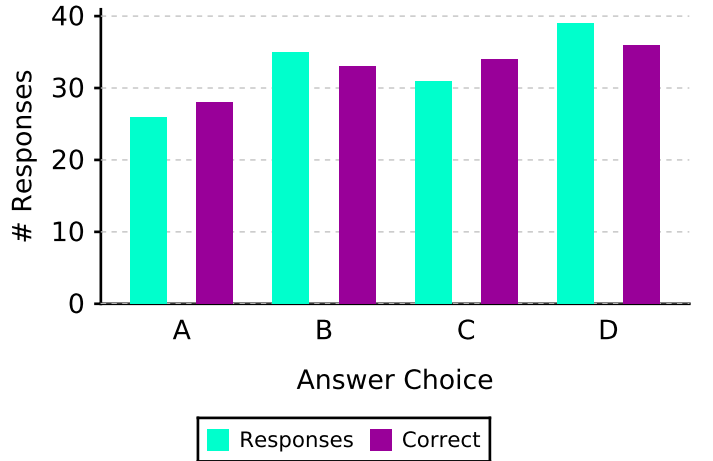
### Performance By Question Type



### Performance By Section



### Answer Distribution



Name	Demo Student
Test	PSAT Form #1
Date	2019-10-22

## Current Test Analysis — rPSAT Diagnostic 2015 Practice Test 1(Form 1)

### Subject Area & Question Type Analysis

Question Type	Correct	Wrong	Omit	Total	Raw	% Correct	% Raw	Point Cost
<b>Reading Test Score</b>	<b>42</b>	<b>5</b>	<b>0</b>	<b>47</b>	<b>42.0</b>	<b>89%</b>	<b>89%</b>	<b>3</b>
Pass - Single	32	5	0	37	32.0	86%	86%	3.0
Passage - Paired	10	0	0	10	10.0	100%	100%	0.0
<b>W &amp; L Test Score</b>	<b>36</b>	<b>8</b>	<b>0</b>	<b>44</b>	<b>36.0</b>	<b>81%</b>	<b>81%</b>	<b>6</b>
Usage/Mechanics	11	3	0	14	11.0	79%	79%	2.2
Rhetorical Skills	25	5	0	30	25.0	83%	83%	3.8
<b>Math Test Score</b>	<b>38</b>	<b>10</b>	<b>0</b>	<b>48</b>	<b>38.0</b>	<b>79%</b>	<b>79%</b>	<b>3.5</b>
Multiple Choice	30	10	0	40	30.0	75%	75%	3.5
Grid In	8	0	0	8	8.0	100%	100%	0.0

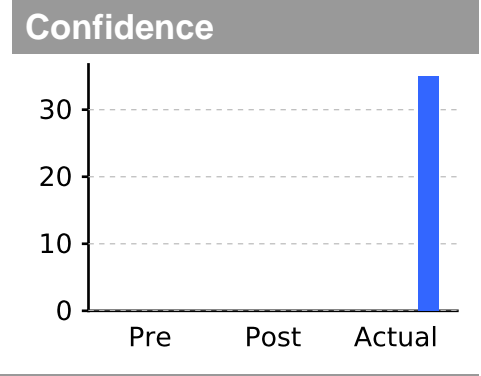
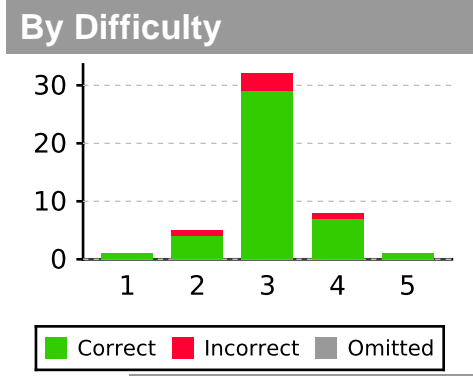
### Sub-Score & Cross-Score Analysis

Question Type	Correct	Wrong	Omit	Total	Raw	% Correct	Scaled Score	max Scaled
<b>Sub-Score Topic – Math</b>	<b>34</b>	<b>10</b>	<b>0</b>	<b>44</b>	<b>34.0</b>	<b>77%</b>		
Heart of Algebra	12	3	0	15	12	80%	12	15
Problem Solving & Data	10	5	0	15	10	67%	10	15
Passport to Adv. Math	12	2	0	14	12	86%	15	15
<b>Sub-Score Topic –</b>	<b>66</b>	<b>14</b>	<b>0</b>	<b>80</b>	<b>66.0</b>	<b>82%</b>		
Expression of Ideas	20	4	0	24	20	83%	13	15
Standard English Conventions	16	4	0	20	16	80%	10	15
Word in context	14	4	0	18	14	78%	12	15
Command of Evidence	16	2	0	18	16	89%	14	15
<b>Cross-Score Topic –</b>	<b>26</b>	<b>6</b>	<b>0</b>	<b>32</b>	<b>26.0</b>	<b>81%</b>		
Analysis in History/Social	26	6	0	32	26	81%	33	38
<b>Cross-Score Topic – Science</b>	<b>28</b>	<b>4</b>	<b>0</b>	<b>32</b>	<b>28.0</b>	<b>87%</b>		
Analysis in Science	28	4	0	32	28	88%	37	38

Name	Demo Student
Test	PSAT Form #1
Date	2019-10-22

## Section Summary — Reading Test Score

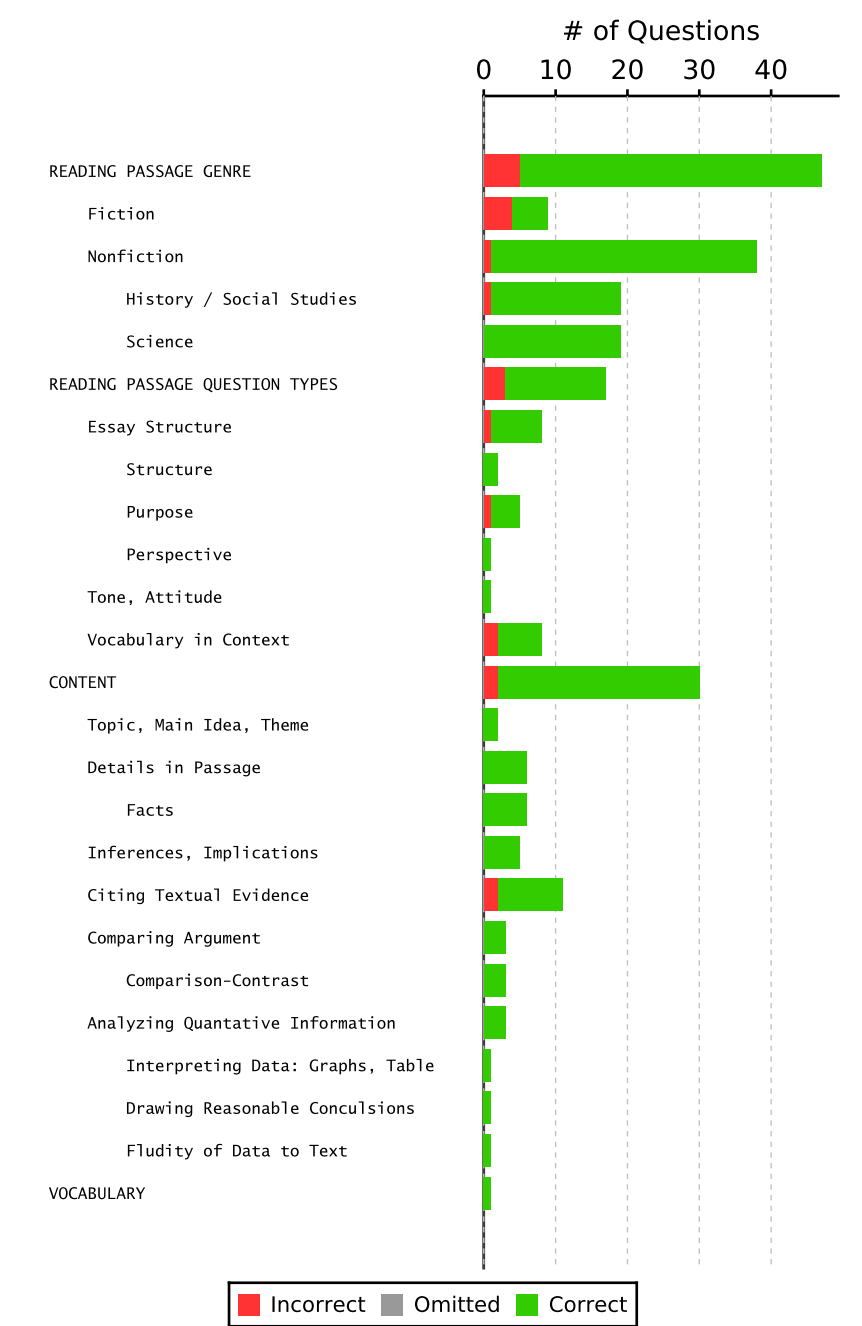
<b>Summary</b>	
Your Score:	35
Correct:	42
Incorrect:	5
Omitted:	0
Raw Points:	42.0
% Correct:	89%
% Raw:	89%



### Responses

Question	Correct Answer	Response	Difficulty	Category	Topics
<b>Section 1 - Reading</b>					
1	A	+	1	Pass-Single	Fiction, Topic, Main Idea, Theme
2	A	+	4	Pass-Single	Fiction, Facts
3	B	+	3	Pass-Single	Fiction, Facts, Vocabulary
4	C	D	3	Pass-Single	Fiction, Citing Textual Evidence
5	C	D	3	Pass-Single	Fiction, Vocabulary in Context
6	B	C	4	Pass-Single	Fiction, Vocabulary in Context
7	B	+	2	Pass-Single	Fiction, Inferences, Implications
8	D	C	3	Pass-Single	Fiction, Citing Textual Evidence
9	B	+	3	Pass-Single	Fiction, Comparison-Contrast
10	C	+	2	Pass-Single	History / Social Studies, Vocabulary in Context
11	B	D	2	Pass-Single	History / Social Studies, Purpose
12	A	+	3	Pass-Single	History / Social Studies, Purpose
13	A	+	2	Pass-Single	History / Social Studies, Vocabulary in Context
14	D	+	3	Pass-Single	History / Social Studies, Facts
15	D	+	3	Pass-Single	History / Social Studies, Citing Textual Evidence
16	A	+	3	Pass-Single	History / Social Studies, Structure
17	D	+	3	Pass-Single	History / Social Studies, Citing Textual Evidence
18	C	+	3	Pass-Single	History / Social Studies, Facts
19	D	+	3	Pass-Single	History / Social Studies, Interpreting Data: Graphs,
20	C	+	4	Pass-Single	Science, Perspective
21	D	+	3	Pass-Single	Science, Inferences, Implications
22	A	+	3	Pass-Single	Science, Citing Textual Evidence
23	B	+	3	Pass-Single	Science, Tone, Attitude
24	B	+	3	Pass-Single	Science, Vocabulary in Context
25	D	+	3	Pass-Single	Science, Inferences, Implications
26	D	+	3	Pass-Single	Science, Citing Textual Evidence
27	A	+	3	Pass-Single	Science, Fluidity of Data to Text
28	A	+	3	Pass-Single	Science, Drawing Reasonable Conclusions
29	B	+	3	Pass-Single	History / Social Studies, Structure
30	C	+	4	Pass-Single	History / Social Studies, Inferences, Implications
31	D	+	3	Pass-Single	History / Social Studies, Purpose
32	C	+	3	Pass-Single	History / Social Studies, Facts
33	B	+	5	Pass-Single	History / Social Studies, Citing Textual Evidence
34	D	+	4	Pass-Single	History / Social Studies, Purpose
35	C	+	3	Pass-Single	History / Social Studies, Topic, Main Idea, Theme
36	D	+	4	Pass-Single	History / Social Studies, Citing Textual Evidence
37	B	+	3	Pass-Single	History / Social Studies, Vocabulary in Context
38	D	+	3	Pass-Paired	Science, Inferences, Implications
39	B	+	3	Pass-Paired	Science, Citing Textual Evidence
40	D	+	4	Pass-Paired	Science, Vocabulary in Context
41	B	+	3	Pass-Paired	Science, Facts
42	A	+	3	Pass-Paired	Science, Citing Textual Evidence
43	C	+	2	Pass-Paired	Science, Vocabulary in Context
44	C	+	3	Pass-Paired	Science, Purpose
45	B	+	3	Pass-Paired	Science, Comparison-Contrast
46	C	+	4	Pass-Paired	Science, Comparison-Contrast
47	A	+	3	Pass-Paired	Science, Citing Textual Evidence

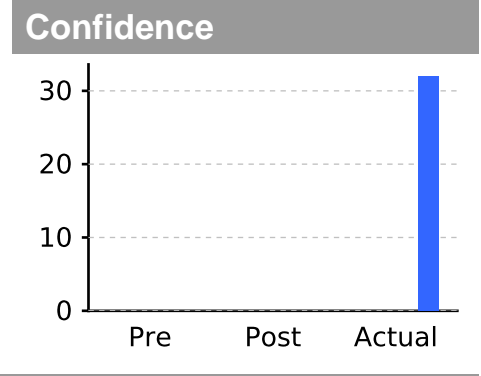
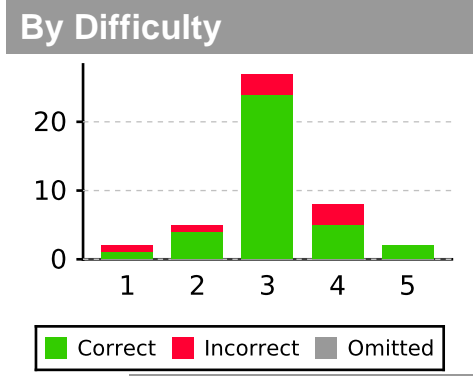
### Performance By Topic



Name	Demo Student
Test	PSAT Form #1
Date	2019-10-22

## Section Summary — W & L Test Score

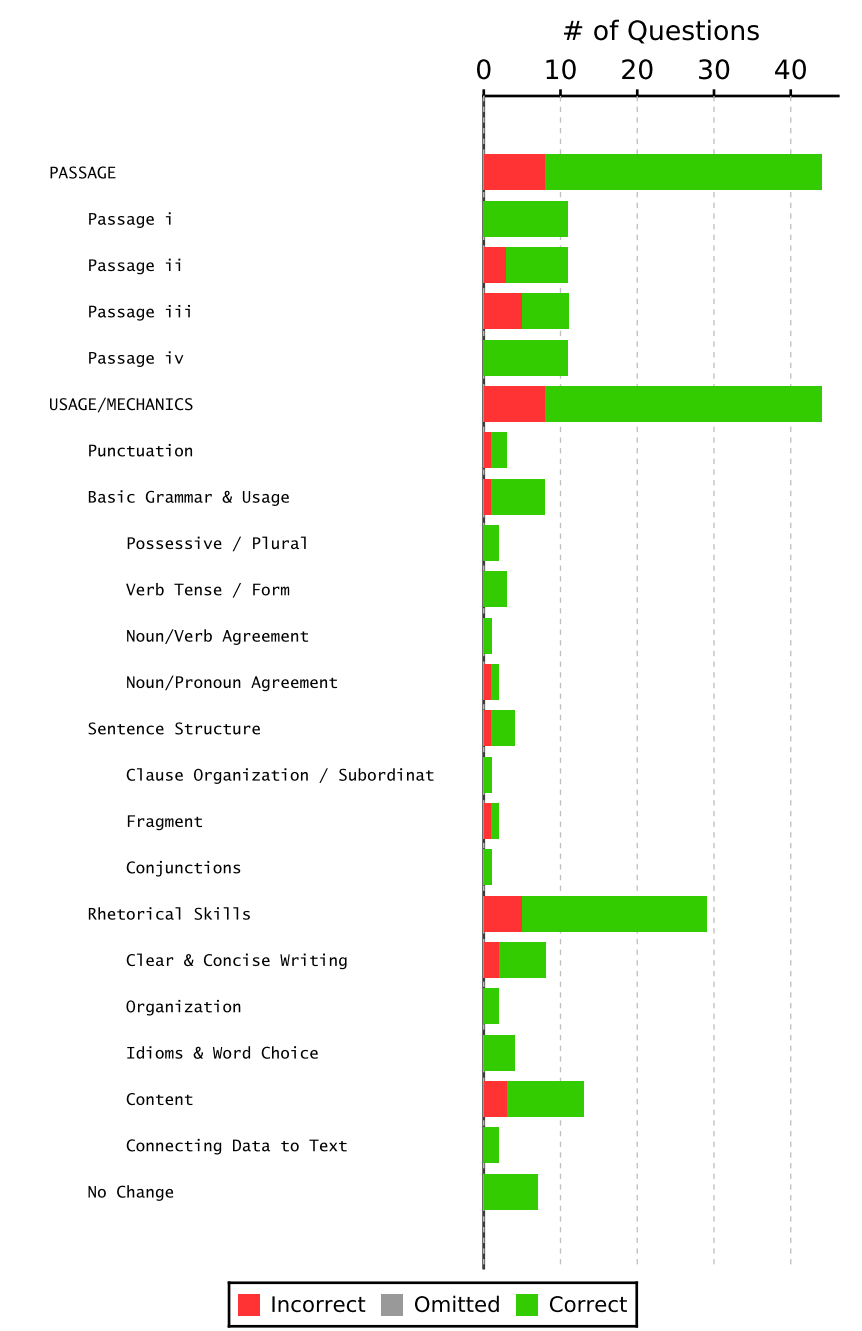
<b>Summary</b>	
Your Score:	32
Correct:	36
Incorrect:	8
Omitted:	0
Raw Points:	36.0
% Correct:	82%
% Raw:	82%



#### Responses

Question	Correct Answer	Response	Difficulty	Category	Topics
<b>Section 2 - Writing and Language</b>					
1	C	+	3	RH	Passage i, Clear & Concise Writing
2	D	+	3	RH	Passage i, Clear & Concise Writing
3	C	+	3	UM	Passage i, Verb Tense / Form
4	D	+	3	UM	Passage i, Clause Organization / Subordination
5	C	+	4	RH	Passage i, Organization
6	A	+	3	RH	Passage i, Content
7	B	+	4	RH	Passage i, Content
8	B	+	3	UM	Passage i, Verb Tense / Form
9	B	+	1	RH	Passage i, Idioms & Word Choice
10	D	+	3	RH	Passage i, Idioms & Word Choice
11	D	+	3	RH	Passage i, Content
12	C	+	3	UM	Passage ii, Punctuation
13	B	+	3	UM	Passage ii, Noun/Verb Agreement
14	B	+	3	UM	Passage ii, Fragment
15	B	+	3	RH	Passage ii, Connecting Data to Text
16	D	+	3	RH	Passage ii, Connecting Data to Text
17	A	+	3	RH	Passage ii, Content, No Change
18	A	B	3	RH	Passage ii, Content
19	D	B	2	RH	Passage ii, Clear & Concise Writing
20	C	D	4	UM	Passage ii, Fragment
21	C	+	2	UM	Passage ii, Possessive / Plural
22	A	+	4	RH	Passage ii, Content, No Change
23	D	C	1	UM	Passage iii, Punctuation
24	A	+	2	RH	Passage iii, Idioms & Word Choice, No Change
25	A	+	3	UM	Passage iii, Conjunctions, No Change
26	B	C	3	RH	Passage iii, Clear & Concise Writing
27	C	+	3	RH	Passage iii, Content
28	D	+	3	RH	Passage iii, Content
29	C	+	3	UM	Passage iii, Possessive / Plural
30	D	B	4	RH	Passage iii, Content
31	D	B	3	UM	Passage iii, Noun/Pronoun Agreement
32	D	B	4	RH	Passage iii, Content
33	A	+	3	RH	Passage iii, Content, No Change
34	C	+	5	RH	Passage iv, Content
35	A	+	4	RH	Passage iv, Clear & Concise Writing, No Change
36	D	+	5	RH	Passage iv, Content
37	D	+	3	RH	Passage iv, Clear & Concise Writing
38	C	+	3	UM	Passage iv, Noun/Pronoun Agreement
39	B	+	3	RH	Passage iv, Clear & Concise Writing
40	C	+	3	RH	Passage iv, Clear & Concise Writing
41	B	+	2	RH	Passage iv, Idioms & Word Choice
42	B	+	4	RH	Passage iv, Verb Tense / Form
43	A	+	2	UM	Passage iv, Punctuation, No Change
44	D	+	3	RH	Passage iv, Organization

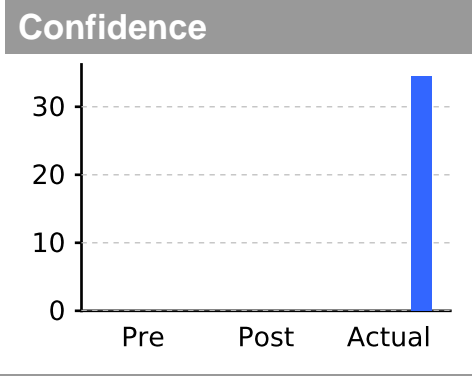
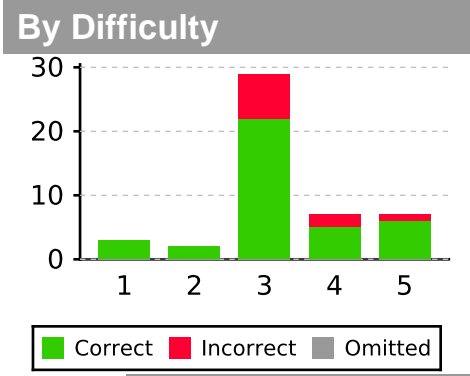
#### Performance By Topic



Name	Demo Student
Test	PSAT Form #1
Date	2019-10-22

## Section Summary — Math Test Score

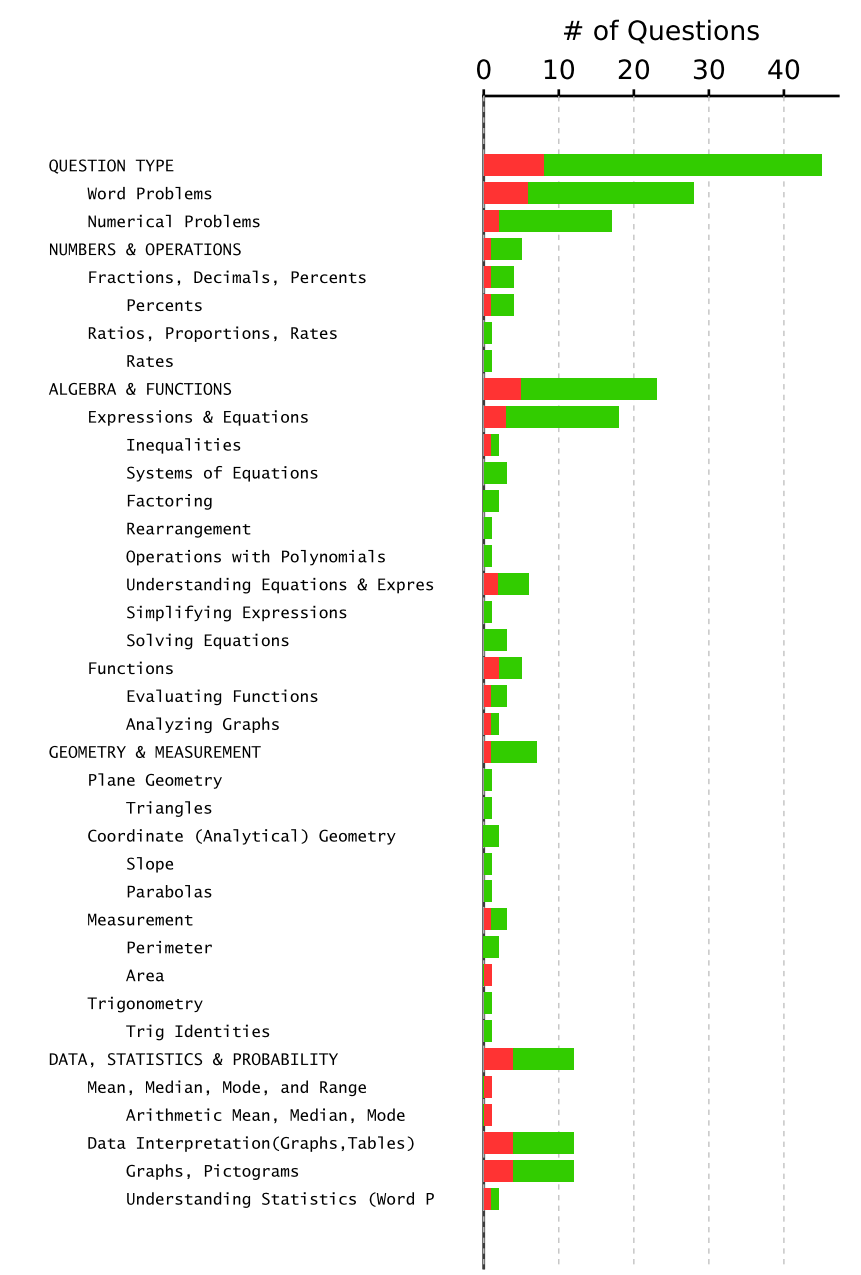
Summary	
Your Score:	34.5
Correct:	38
Incorrect:	10
Omitted:	0
Raw Points:	38.0
% Correct:	79%
% Raw:	79%



### Responses

Question	Correct Answer	Response	Difficulty	Category	Topics
<b>Section3 - Math (No Calculator)</b>					
1	A	+	1	Multiple	Word Problems, Understanding Equations & Rearrangement, Numerical Problems
2	B	+	3	Multiple	Systems of Equations, Numerical Problems
3	A	+	3	Multiple	Triangles, Numerical Problems
4	D	+	3	Multiple	Word Problems
5	B	+	3	Multiple	Factoring, Numerical Problems
6	B	+	3	Multiple	Factoring, Numerical Problems
7	A	D	3	Multiple	Word Problems, Inequalities
8	D	B	3	Multiple	Word Problems, Understanding Equations & Rearrangement, Numerical Problems
9	B	D	3	Multiple	Word Problems, Understanding Equations & Rearrangement, Numerical Problems
10	D	B	3	Multiple	Evaluating Functions, Numerical Problems
11	C	+	3	Multiple	Simplifying Expressions, Numerical Problems
12	A	+	3	Multiple	Operations with Polynomials, Numerical Problems
13	D	+	4	Multiple	Parabolas, Numerical Problems
14	300	+	2	Grid-In	Numerical Problems, Solving Equations
15	2	+	3	Grid-In	Numerical Problems, Solving Equations
16	9	+	3	Grid-In	Numerical Problems, Solving Equations
17	4	+	4	Grid-In	Factoring, Numerical Problems

### Performance By Topic



■ Incorrect   
 ■ Omitted   
 ■ Correct