

Name	Demo Student (#145559)
Test	ACT_25MC5 (#5534)
Date	2026-04-04 Session Id: 231234

Socrato

Big Picture — Your Scores, Practice History, and Trends

COMPOSITE & SAT EQUIVALENT

30 / 36

Percentile : **94th**

Points to Max : **+6**

Changes: No Change

SAT EQUIVALENT SCORE

1370 / 1600

1,370

400 1600

SECTION SCORES

ELA - ENGLISH, LANGUAGE, ARTS

27 / 36

Your Score

Benchmark

Percentile: **94th**

BM: **20**

Points to max: **+9**

Changes: **-4**

STEM - SCIENCE, TECH, ENG, MATH

31 / 36

Your Score

Benchmark

Percentile: **97th**

BM: **26**

Points to max: **+5**

Changes: **No Change**

SUBJECT SCORES

SUBJECT	SCORE BAR	CURRENT	BENCHMARK	PERCENTILE	POINTS TO MAX	STATUS
English Score: 1-36	Your Score Benchmark	30/36	18	93 th	+6	ABOVE BM
Math Score: 1-36	Your Score Benchmark	29/36	22	94 th	+7	ABOVE BM
Reading Score: 1-36	Your Score Benchmark	30/36	22	89 th	+6	ABOVE BM
Science Score: 1-36	Your Score Benchmark	32/36	23	97 th	+4	ABOVE BM
Essay Score: 2-12	Your Score Benchmark	7 /12	0	--	+5	ABOVE BM

PRACTICE SUMMARY

Name	Demo Student (#145559)
Test	ACT_25MC5 (#5534)
Date	2026-04-04 Session Id: 231234

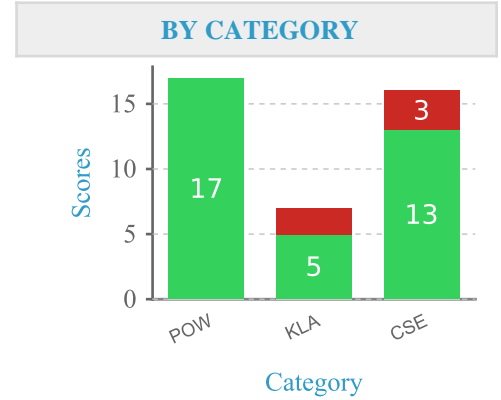
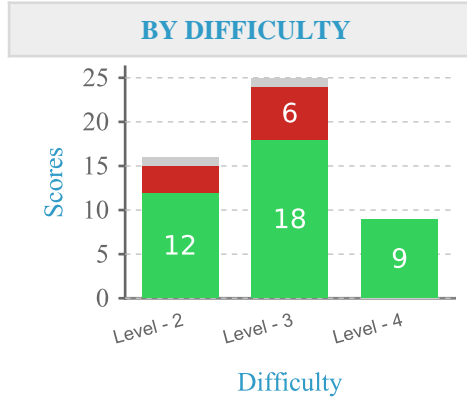
Date	Test	English 1-36	Math 1-36	Reading 1-36	Science 1-36	Essay 2-12	Composite 1-36
2023-08-06	ACT Diagnostic 2023 - June (Form F12) (SID: 214268) Excel import testing 07082023	36	36	36	36	0	36
2025-06-11	Modified_ACT_A11 (SID: 226273) A11 report testing	24	36	36	0	0	32
2025-06-13	Modified_ACT_A11 (SID: 226312) A11 EMRSW V1	36	36	36	0	12	36
2025-06-14	Modified_ACT_G19 (SID: 226325) EMRSW	36	36	36	36	12	36
2025-09-22	Modified_ACT_B04 (SID: 228745) CORE 53958 Validation for Unscored Questions	36	36	36	36	0	36
2025-12-10	ACT Diagnostic 2019 April (Form Z15)_Error Testing (SID: 229879) Report Testing	30	34	27	31	12	31
2026-03-26	The Official ACT Prep Guide(2025-2026)Test1 25MC5 (SID: 231194) Excel	30	29	30	32	7	30
2026-04-04	The Official ACT Prep Guide(2025-2026)Test1 25MC5 (SID: 231234) ACT Report	30	29	30	32	7	30
Best		36	36	36	36	12	36

Notes

Name	Demo Student (#145559)
Test	ACT_25MC5 (#5534)
Date	2026-04-04 Session Id: 231234

English — Performance Analysis Scores: 30/36 Percentile: 93th

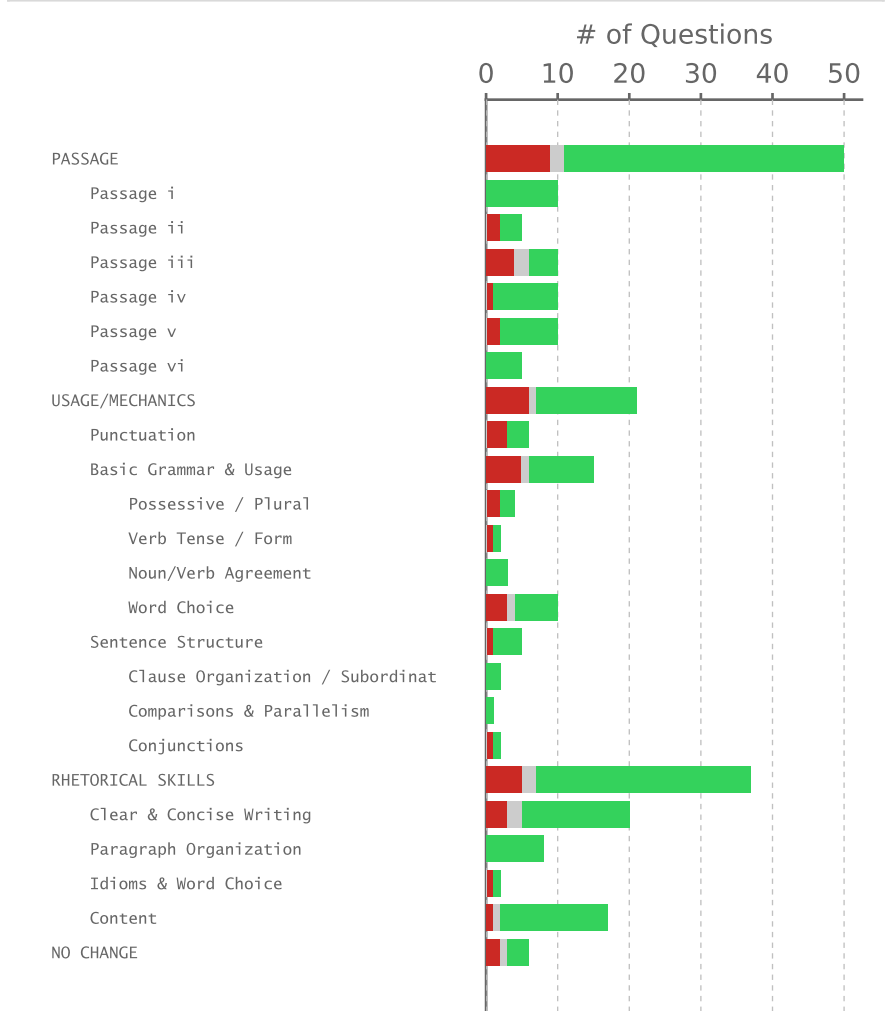
SCORE SUMMARY		
Category	Score	Unscored
Correct	39 (12E,18M,9H)	4
Incorrect	9 (3E,6M,0H)	4
Skipped	2 (1E,1M,0H)	2
% Correct	78%	



QUESTIONS PERFORMANCE ANALYSIS

Question	Keys	Responses	Difficulty	Category	Topics	Unscored	
English						31/50	140%
1	D	+	2	KLA	Passage i, Clear & Concise Writing		
2	H	+	3	CSE	Passage i, Punctuation		
3	D	+	2	CSE	Passage i, Clear & Concise Writing		
4	J	+	3	KLA	Passage i, Clear & Concise Writing		
5	D	+	3	POW	Passage i, Clear & Concise Writing, Cont		
6	H	+	3	CSE	Passage i, Noun/Verb Agreement, Word Cho		
7	C	+	4	POW	Passage i, Clear & Concise Writing, Cont		
8	H	+	2	CSE	Passage i, Conjunctions, Word Choice		
9	B	+	4	POW	Passage i, Paragraph Organization		
10	F	+	3	POW	Passage i, Content		
11	A	+	3	CSE	Passage ii, No Change, Punctuation		
12	G	+	2	POW	Passage ii, Content, Comparisons & Paral		
13	C	+	3	POW	Passage ii, Paragraph Organization		
14	H	J	3	KLA	Passage ii, Word Choice		
15	B	D	3	CSE	Passage ii, Conjunctions, Punctuation, W		
16	H	+	3	-	Passage iii, Content		
17	B	+	3	-	Passage iii, Paragraph Organization		
18	J	G	3	-	Passage iii, Possessive / Plural, Word C		
19	D	+	2	-	Passage iii, Clear & Concise Writing		
20	F	+	2	-	Passage iii, Content		
21	C	B	3	-	Passage iii, Content		
22	G	H	3	-	Passage iii, Possessive / Plural, Idioms		
23	B	C	2	-	Passage iii, Clear & Concise Writing		
24	G	+	2	-	Passage iii, Clear & Concise Writing, Wo		
25	A	+	3	-	Passage iii, No Change, Clear & Concise		
26	J	+	2	POW	Passage iv, Clear & Concise Writing		
27	B	+	3	POW	Passage iv, Clear & Concise Writing, Con		
28	J	+	2	CSE	Passage iv, Possessive / Plural, Word Ch		
29	C	+	3	CSE	Passage iv, Word Choice, Content, Clear		
30	F	G	2	KLA	Passage iv, No Change, Clear & Concise W		
31	D	+	2	CSE	Passage iv, Clause Organization / Subord		
32	H	+	3	CSE	Passage iv, Clear & Concise Writing, Nou		
33	D	+	2	KLA	Passage iv, Clear & Concise Writing		
34	F	+	4	POW	Passage iv, Paragraph Organization		
35	C	+	4	POW	Passage iv, Content		
36	F	G	2	CSE	Passage v, No Change, Punctuation		
37	C	B	3	CSE	Passage v, Clear & Concise Writing, Verb		
38	J	+	3	CSE	Passage v, Clause Organization / Subordi		
39	D	+	4	POW	Passage v, Content, Paragraph Organizati		
40	J	+	3	POW	Passage v, Word Choice		
41	B	+	3	POW	Passage v, Content		
42	F	+	2	KLA	Passage v, No Change, Idioms & Word Choi		
43	A	+	2	CSE	Passage v, No Change, Possessive / Plura		
44	J	+	4	POW	Passage v, Content, Clear & Concise Writ		
45	B	+	3	POW	Passage v, Content		
46	J	+	3	CSE	Passage vi, Punctuation		
47	C	+	4	CSE	Passage vi, Noun/Verb Agreement		
48	J	+	3	KLA	Passage vi, Content, Clear & Concise Wri		
49	A	+	4	POW	Passage vi, Paragraph Organization		
50	J	+	4	POW	Passage vi, Content		

TOPIC PERFORMANCE ANALYSIS

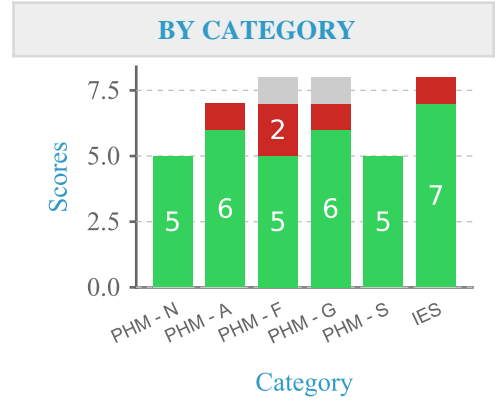
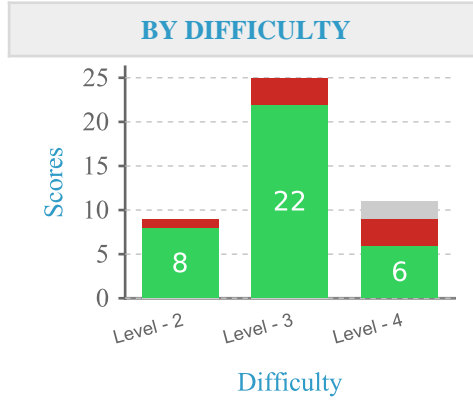


Category	Full Form	Correct	Wrong	Omit	Total	%Correct
POW	Production of Writing	17	0	0	17	100%
KLA	Knowledge of	5	2	0	7	71%
CSE	Conventions of Standard English	13	3	0	16	81%

Name	Demo Student (#145559)
Test	ACT_25MC5 (#5534)
Date	2026-04-04 Session Id: 231234

Math — Performance Analysis Scores: 29/36 Percentile: 94th

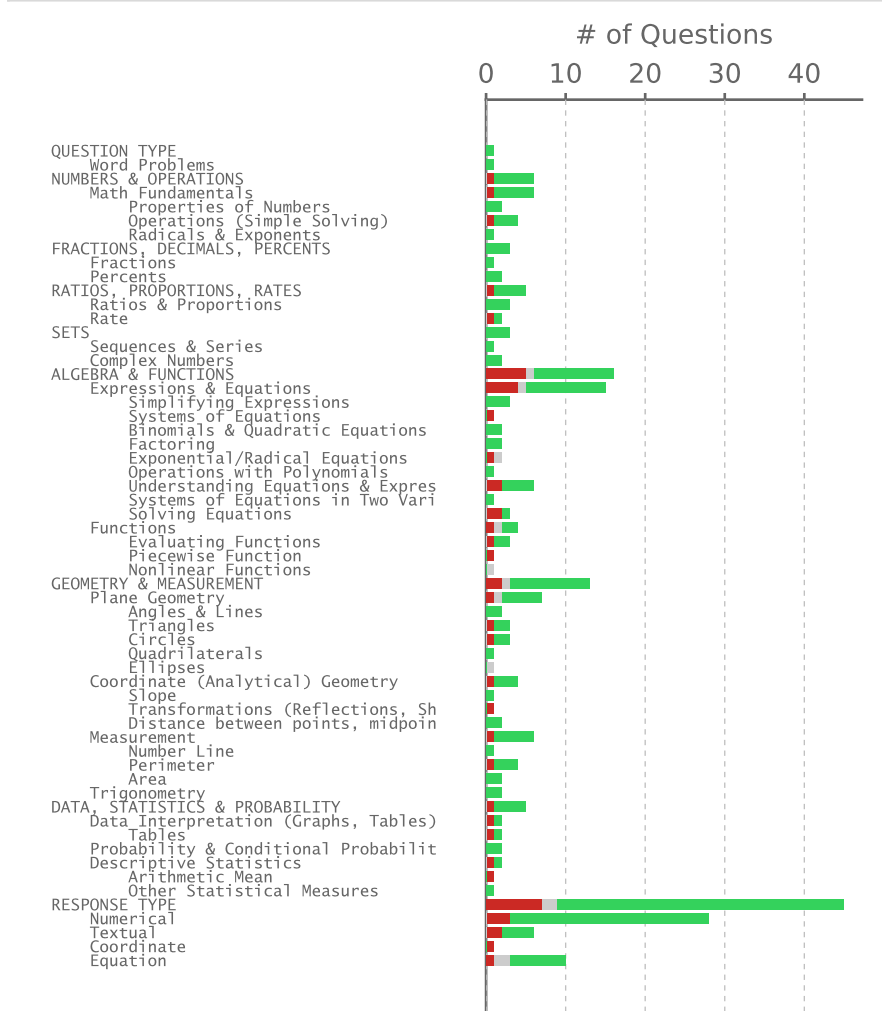
SCORE SUMMARY		
Category	Score	Unscored
Correct	36 (8E,22M,6H)	2
Incorrect	7 (1E,3M,3H)	2
Skipped	2 (0E,0M,2H)	0
% Correct	80%	



QUESTIONS PERFORMANCE ANALYSIS

Question	Keys	Responses	Difficulty	Category	Topics	Unscored	
Math						33/45	151%
1	A	+	4	PHM - S	Numerical		
2	J	+	2	PHM - F	Numerical		
3	B	+	3	IES	Numerical		
4	G	+	3	PHM - N	Numerical , Fractions		
5	C	+	3	IES	Numerical , Angles & Lines		
6	J	+	2	PHM - N	Numerical		
7	A	+	3	PHM - G	Numerical , Percents, Area, Perimeter		
8	G	+	3		Numerical , Binomials & Quadratic Equat		
9	B	+	3	PHM - F	Equation, Factoring		
10	J	+	2	PHM - A	Equation, Simplifying Expressions		
11	A	+	3	PHM - A	Numerical , Word Problems, Rate, Operat		
12	H	+	2	PHM - S	Numerical , Tables, Percents		
13	A	+	3	PHM - A	Numerical , Understanding Equations & E		
14	J	+	2	PHM - G	Numerical , Triangles, Perimeter, Ratio		
15	B	+	3	PHM - F	Numerical , Trigonometry		
16	G	+	3	PHM - G	Equation, Circles		
17	C	+	4	PHM - N	Numerical , Radicals & Exponents, Opera		
18	G	+	3		Numerical , Ratios & Proportions, Prope		
19	A	+	4	PHM - S	Numerical , Probability & Conditional P		
20	G	+	3	IES	Numerical , Operations (Simple Solving)		
21	C	+	3	PHM - S	Numerical , Other Statistical Measures		
22	G	+	3	PHM - F	Numerical , Sequences & Series		
23	B	+	3	IES	Equation, Systems of Equations in Two Va		
24	J	+	3	PHM - F	Equation, Understanding Equations & Expr		
25	B	+	2	PHM - G	Numerical		
26	H	+	2	PHM - G	Numerical , Circles, Triangles, Angles		
27	C	+	4	IES	Numerical , Ratios & Proportions, Area,		
28	F	G	2		Textual, Understanding Equations & Expre		
29	A	+	3	PHM - G	Textual, Trigonometry		
30	J	+	3	IES	Textual, Number Line, Distance between p		
31	B	+	3	PHM - S	Numerical , Probability & Conditional P		
32	J	+	3	PHM - A	Equation, Simplifying Expressions		
33	B	+	2	PHM - A	Equation, Understanding Equations & Expr		
34	G	+	4	PHM - A	Numerical , Operations with Polynomials		
35	A	+	3	IES	Textual, Understanding Equations & Expre		
36	G	F	4	PHM - F	Numerical , Piecewise Function, Evaluat		
37	B	A	4	PHM - A	Coordinate, Systems of Equations, Solvin		
38	H	G	3		Numerical , Tables, Arithmetic Mean		
39	D	+	3	PHM - N	Numerical , Complex Numbers		
40	F	+	4	PHM - N	Textual, Complex Numbers, Properties of		
41	A	B	4	PHM - F	Textual, Exponential/Radical Equations,		
42	J	G	3	PHM - G	Numerical , Circles, Triangles, Perimet		
43	A	C	3	IES	Equation, Rate, Understanding Equations		
44	F		4	PHM - G	Equation, Ellipses		
45	C		4	PHM - F	Equation, Nonlinear Functions, Exponenti		

TOPIC PERFORMANCE ANALYSIS

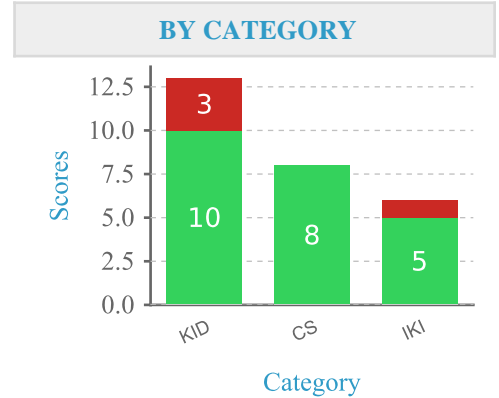
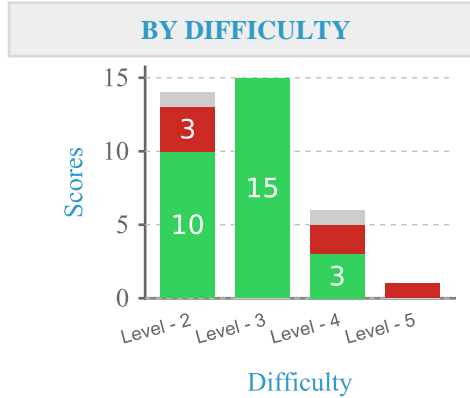


Category	Full Form	Correct	Wrong	Omit	Total	%Correct
PHM - N	Preparing for Higher Math - Number &	5	0	0	5	100%
PHM - A	Preparing for Higher Math - Algebra	6	1	0	7	86%
PHM - F	Preparing for Higher Math-Functions	5	2	1	8	62%
PHM - G	Preparing for Higher Math - Geometry	6	1	1	8	75%
PHM - S	Preparing for Higher Math - Statistics &	5	0	0	5	100%
IES	Integrating Essential	7	1	0	8	88%

Name	Demo Student (#145559)
Test	ACT_25MC5 (#5534)
Date	2026-04-04 Session Id: 231234

Reading — Performance Analysis Scores: 30/36 Percentile: 89th

SCORE SUMMARY		
Category	Score	Unscored
Correct	28 (10E,15M,3H)	5
Incorrect	6 (3E,0M,3H)	2
Skipped	2 (1E,0M,1H)	2
% Correct	78%	

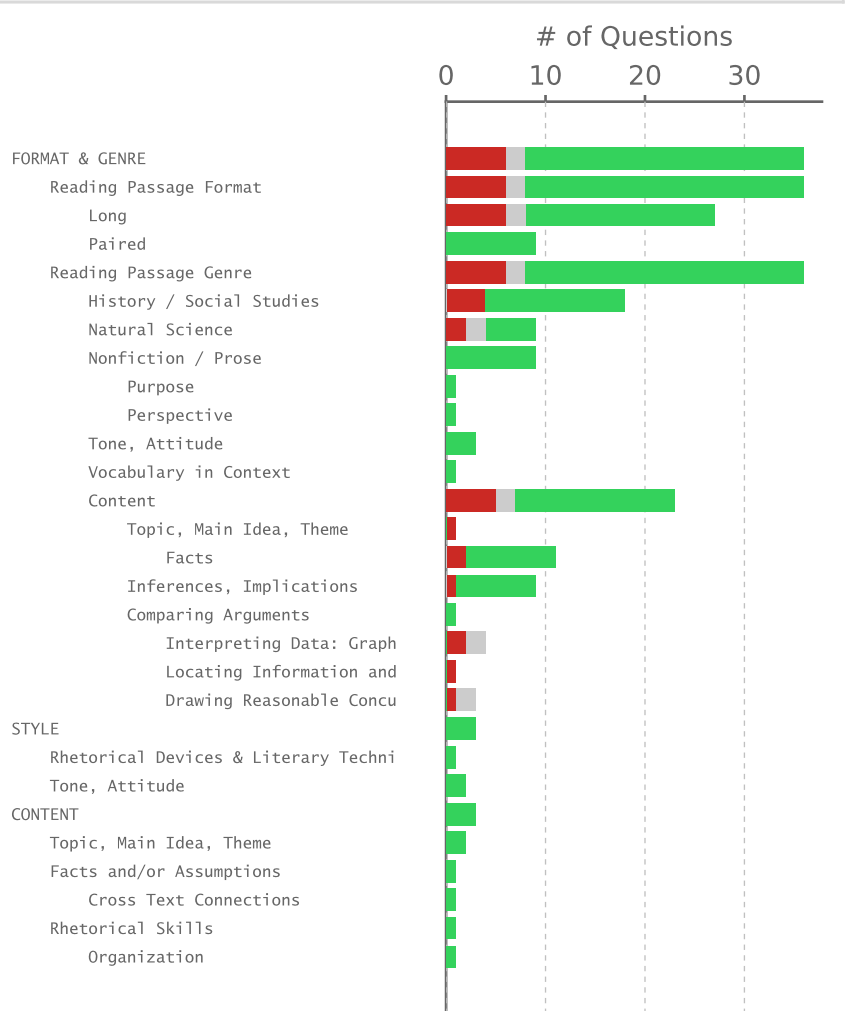


QUESTIONS PERFORMANCE ANALYSIS

Question	Keys	Responses	Difficulty	Category	Topics	Unscored	
Reading						21/36	128%
1	A	+	3	CS	Nonfiction / Prose, Paired, Tone, Attitu		
2	G	+	3	KID	Nonfiction / Prose, Paired, Tone, Attitu		
3	B	+	2	KID	Nonfiction / Prose, Paired, Facts		
4	F	+	2	KID	Nonfiction / Prose, Paired, Facts, Infer		
5	C	+	3	KID	Nonfiction / Prose, Paired, Inferences,		
6	H	+	3	IKI	Nonfiction / Prose, Paired, Perspective		
7	D	+	3	IKI	Nonfiction / Prose, Paired, Tone, Attitu		
8	F	+	4	IKI	Nonfiction / Prose, Paired, Comparing Ar		
9	A	+	2	IKI	Nonfiction / Prose, Paired, Facts, Infer		
10	G	+	3	CS	History / Social Studies, Long, Tone, At		
11	C	+	2	CS	History / Social Studies, Long, Facts		
12	H	J	2	IKI	History / Social Studies, Long, Format &		
13	A	D	2	KID	History / Social Studies, Long, Facts		
14	J	H	2	KID	History / Social Studies, Long, Facts, I		
15	A	C	4	KID	History / Social Studies, Long, Topic, M		
16	H	+	4	CS	History / Social Studies, Long, Rhetoric		
17	B	+	4	IKI	History / Social Studies, Long, Facts, I		
18	J	+	3	KID	History / Social Studies, Long, Cross Te		
19	B	+	3	-	Natural Science, Long, Topic, Main Idea,		
20	J	+	2	-	Natural Science, Long, Facts		
21	B	+	2	-	Natural Science, Long, Organization		
22	G	+	2	-	Natural Science, Long, Facts		
23	A	+	2	-	Natural Science, Long, Inferences, Impli		
24	F	G	5	-	Natural Science, Long, Interpreting Data		
25	B	D	4	-	Natural Science, Long, Interpreting Data		
26	F		2	-	Natural Science, Long, Interpreting Data		
27	C		4	-	Natural Science, Long, Interpreting Data		
28	J	+	3	KID	History / Social Studies, Long, Inferenc		
29	B	+	3	KID	History / Social Studies, Long, Facts		
30	H	+	3	KID	History / Social Studies, Long, Topic, M		
31	D	+	3	CS	History / Social Studies, Long, Inferenc		
32	F	+	3	KID	History / Social Studies, Long, Facts		
33	D	+	3	CS	History / Social Studies, Long, Tone, At		
34	F	+	3	KID	History / Social Studies, Long, Vocabula		
35	C	+	2	KID	History / Social Studies, Long, Inferenc		
36	G	+	2	CS	History / Social Studies, Long, Purpose		

Category	Full Form	Correct	Wrong	Omit	Total	%Correct
KID	Key Ideas & Details	10	3	0	13	77%
CS	Craft & Structure	8	0	0	8	100%
IKI	Integration of	5	1	0	6	83%

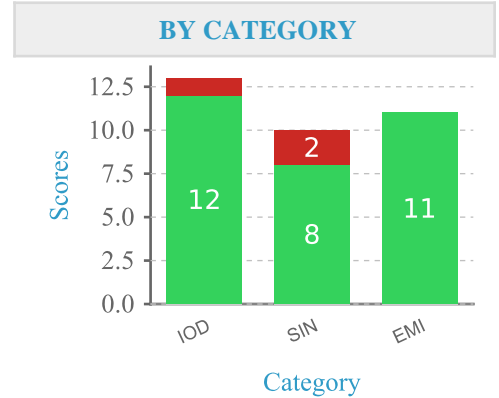
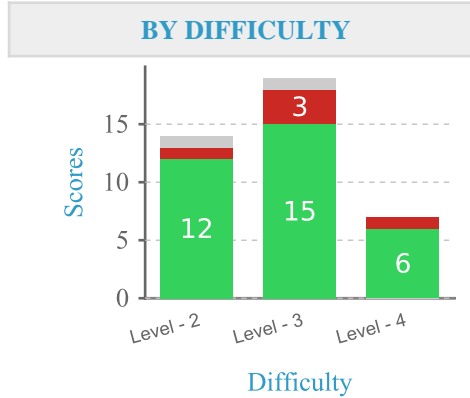
TOPIC PERFORMANCE ANALYSIS



Name	Demo Student (#145559)
Test	ACT_25MC5 (#5534)
Date	2026-04-04 Session Id: 231234

Science — Performance Analysis Scores: 32/36 Percentile: 97th

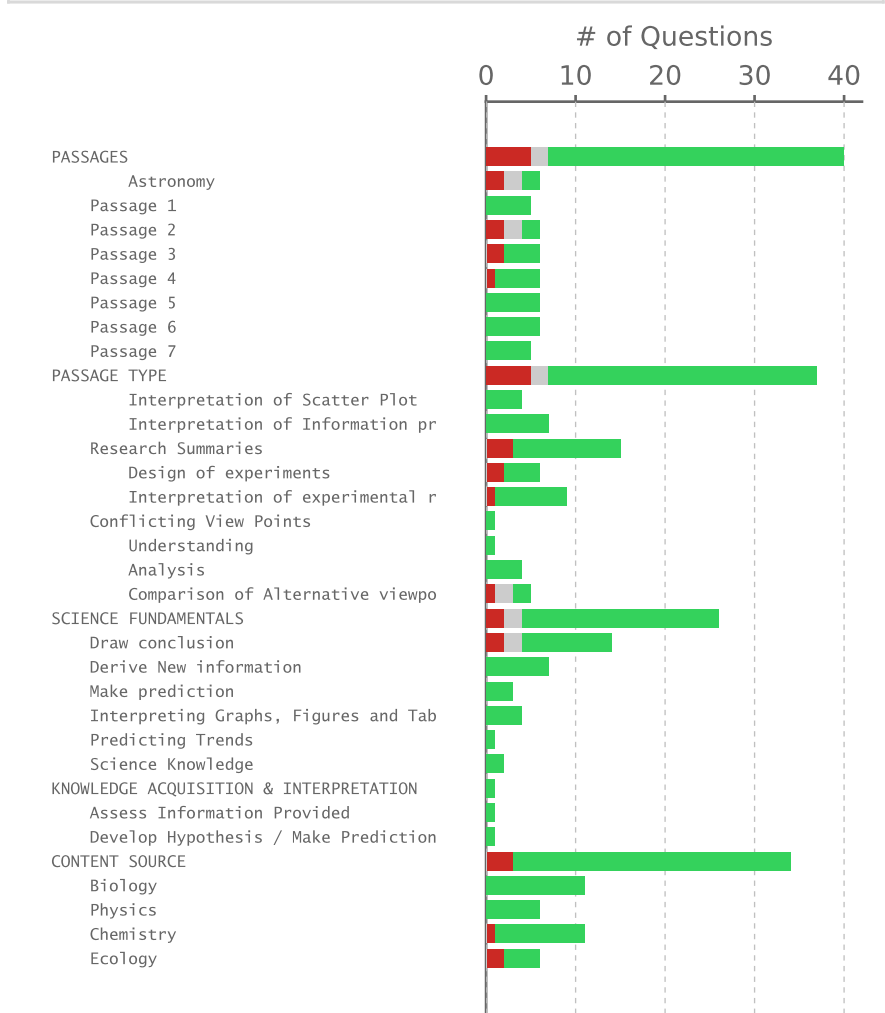
SCORE SUMMARY		
Category	Score	Unscored
Correct	33 (12E,15M,6H)	2
Incorrect	5 (1E,3M,1H)	2
Skipped	2 (1E,1M,0H)	2
% Correct	83%	



QUESTIONS PERFORMANCE ANALYSIS

Question	Keys	Responses	Difficulty	Category	Topics	Unscored
Science						28/40 155%
1	D	+	2	IOD	Passage 1, Chemistry, Interpretation of ex	
2	F	+	2	IOD	Passage 1, Chemistry, Interpretation of ex	
3	B	+	2	IOD	Passage 1, Chemistry, Interpretation of ex	
4	F	+	2	EMI	Passage 1, Chemistry, Interpretation of ex	
5	C	+	2	EMI	Passage 1, Chemistry, Interpretation of ex	
6	G	+	2	-	Passage 2, Astronomy, Conflicting View	
7	B	+	2	-	Passage 2, Astronomy, Conflicting View	
8	H	J	3	-	Passage 2, Astronomy, Conflicting View	
9	C	D	3	-	Passage 2, Astronomy, Conflicting View	
10	F		2	-	Passage 2, Astronomy, Conflicting View	
11	C		3	-	Passage 2, Astronomy, Conflicting View	
12	F	+	3	IOD	Passage 3, Ecology, Interpretation of ex	
13	A	+	2	SIN	Passage 3, Ecology, Interpretation of ex	
14	H	+	2	IOD	Passage 3, Ecology, Interpretation of ex	
15	C	+	3	EMI	Passage 3, Ecology, Interpretation of ex	
16	J	H	2	IOD	Passage 3, Ecology, Design of experiment	
17	D	C	4	SIN	Passage 3, Ecology, Interpretation of ex	
18	H	J	3	SIN	Passage 4, Chemistry, Design of experim	
19	D	+	3	SIN	Passage 4, Chemistry, Make prediction	
20	G	+	3	IOD	Passage 4, Chemistry, Interpretation of ex	
21	B	+	3	SIN	Passage 4, Chemistry, Interpretation of ex	
22	G	+	3	SIN	Passage 4, Chemistry, Design of experim	
23	A	+	2	IOD	Passage 4, Chemistry, Interpretation of ex	
24	H	+	3	EMI	Passage 5, Physics, Comparison of Alter	
25	D	+	4	EMI	Passage 5, Physics, Analysis, Draw con	
26	G	+	4	EMI	Passage 5, Physics, Analysis, Draw con	
27	D	+	3	EMI	Passage 5, Physics, Analysis, Draw con	
28	F	+	4	EMI	Passage 5, Physics, Comparison of Alter	
29	D	+	4	IOD	Passage 5, Physics, Design of experimen	
30	G	+	2	IOD	Passage 6, Biology, Interpretation of ex	
31	C	+	2	SIN	Passage 6, Biology, Predicting Trends, M	
32	H	+	3	SIN	Passage 6, Biology, Design of experiment	
33	A	+	3	SIN	Passage 6, Biology, Interpretation of In	
34	G	+	3	IOD	Passage 6, Biology, Interpretation of In	
35	D	+	3	SIN	Passage 6, Biology, Design of experiment	
36	F	+	4	IOD	Passage 7, Biology, Science Knowledge	
37	B	+	3	EMI	Passage 7, Biology, Interpretation of Sc	
38	F	+	3	EMI	Passage 7, Biology, Interpretation of Sc	
39	D	+	4	EMI	Passage 7, Biology, Interpretation of Sc	
40	F	+	3	IOD	Passage 7, Biology, Interpretation of Sc	

TOPIC PERFORMANCE ANALYSIS



Category	Full Form	Correct	Wrong	Omit	Total	%Correct
IOD	Interpretation of Data	12	1	0	13	92%
SIN	Scientific Investigation	8	2	0	10	80%
EMI	Evaluation of Models, Inferences & Experimental Results	11	0	0	11	100%